

**METRO**

**INVESTMENT REPORT**

**ALL FUNDS**


**September 2016**

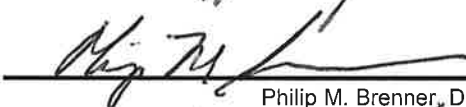
**Metropolitan Transit Authority of Harris County  
Investment Report  
For month ended September 30, 2016  
Portfolio Summary Management Report**


The following is a summary of METRO's Investment Portfolios:

<u>Fund:</u>	<u>General</u>	<u>Construction</u>	<u>General Mobility</u>
Prior Month End Book Value	270,261,122	90,057,193	53,584,278
Current Month End Book Value	262,269,303	99,592,535	65,813,062
Change	(7,991,819)	9,535,342	12,228,784
Prior Month End Market Value*	269,919,832	90,057,193	53,584,278
Current Month End Market Value*	261,975,113	99,592,535	65,813,062
Change	(7,944,719)	9,535,342	12,228,784
Interest Receivable	358,202	-	-
Weighted Average Days Outstanding	188	1	1
Weighted Average Years Outstanding	0.51	0.00	0.00
Realized Yield	1.08%	0.41%	0.50%
Benchmark Yield	0.42%	0.42%	0.36%
Yield Over / <Under> Benchmark	0.66%	-0.01%	0.14%
TexStar Wtd Avg. Days Outstanding (as of 09/30/16) **	43	43	N/A
TexDaily Wtd Avg. Days Outstanding (as of 08/31/16) **	43	N/A	43

All Funds are managed in full compliance with the Public Funds Investment Act, the Investment Policy and Strategy of the Metropolitan Transit Authority of Harris County and under the safety parameters set by the Board of Directors.

  
 \_\_\_\_\_  
 Arthur C. Smiley III, Chief Financial Officer

  
 \_\_\_\_\_  
 Philip M. Brenner, Director of OMB

  
 \_\_\_\_\_  
 George Fotinos, Manager, Debt Service & Investments

\* Change in Market Value is presented in accordance with the Public Funds Investment Act and primarily reflects receipts, expenditures, securities purchases and maturities and changes in the marketability of securities held at the end of the period.

\*\* This weighted average maturity calculation uses the SEC Rule 2a-7 definition for stated maturity for any floating rate instrument held in the portfolio to determine the weighted average maturity for the pool. This Rule specifies that a variable rate instrument to be paid in 397 calendar days or less shall be deemed to have a maturity equal to the period remaining until the next readjustment of the interest rate.



**Metropolitan Transit Authority of Harris County  
Monthly Changes in Position  
As of September 30, 2016**

No.	Description	Coupon	Rating	Maturity Date	Purch Date	Par	Cost	Price	YTM	Type	Book Value		Market Value		
											8/31/2016	9/30/2016	8/31/2016	9/30/2016	
<b>Construction Fund</b>															
	Interest & Sinking Fund 2008B (Wells Fargo)	0.000%	AAAm	10/1/2016	9/30/2016	-	-	100.00	0.41%	TPF	1,491	-	1,491	-	
	Sales & Use Tax Bonds DSR (TexStar)	0.412%	AAAm	10/1/2016	9/30/2016	20,919,879	20,919,879	100.00	0.41%	LGIP	20,912,793	20,919,879	20,912,793	20,919,879	
	Contractual Obligations DSR (TexStar)	0.412%	AAAm	10/1/2016	9/30/2016	7,600,187	7,600,187	100.00	0.41%	LGIP	7,597,612	7,600,187	7,597,612	7,600,187	
	Interest & Sinking Fund (2009 & 2010) (TexStar)	0.412%	AAAm	10/1/2016	9/30/2016	17,069,058	17,069,058	100.00	0.41%	LGIP	14,444,682	17,069,058	14,444,682	17,069,058	
	Interest & Sinking Fund 2011A (TexStar)	0.412%	AAAm	10/1/2016	9/30/2016	17,171,091	17,171,091	100.00	0.41%	LGIP	14,952,135	17,171,091	14,952,135	17,171,091	
	Interest & Sinking Fund 2011B (TexStar)	0.412%	AAAm	10/1/2016	9/30/2016	4,145,684	4,145,684	100.00	0.41%	LGIP	3,699,667	4,145,684	3,699,667	4,145,684	
	Interest & Sinking Fund 2014 (TexStar)	0.412%	AAAm	10/1/2016	9/30/2016	8,373,752	8,373,752	100.00	0.41%	LGIP	7,329,192	8,373,752	7,329,192	8,373,752	
	Proceeds Fund 2014 (TexStar)	0.412%	AAAm	10/1/2016	9/30/2016	13,838,519	13,838,519	100.00	0.41%	LGIP	13,833,832	13,838,519	13,833,832	13,838,519	
	Interest & Sinking Fund 2015A (TexStar)	0.412%	AAAm	10/1/2016	9/30/2016	438,247	438,247	100.00	0.41%	LGIP	219,267	438,247	219,267	438,247	
	Interest & Sinking Fund 2015B (TexStar)	0.412%	AAAm	10/1/2016	9/30/2016	4,875,790	4,875,790	100.00	0.41%	LGIP	4,292,252	4,875,790	4,292,252	4,875,790	
	COI Fund 2016C (TexStar)	0.412%	AAAm	10/1/2016	9/30/2016	17,575	17,575	100.00	0.41%	LGIP	197,410	17,575	197,410	17,575	
	Interest & Sinking Fund 2016A (TexStar)	0.412%	AAAm	10/1/2016	9/30/2016	2,689,397	2,689,397	100.00	0.41%	LGIP	2,151,509	2,689,397	2,151,509	2,689,397	
	Interest & Sinking Fund 2016B (TexStar)	0.412%	AAAm	10/1/2016	9/30/2016	531,691	531,691	100.00	0.41%	LGIP	425,350	531,691	425,350	531,691	
	Interest & Sinking Fund 2016C (TexStar)	0.412%	AAAm	10/1/2016	9/30/2016	1,921,664	1,921,664	100.00	0.41%	LGIP	-	1,921,664	-	1,921,664	
<b>Total Construction Fund</b>											<b>90,057,193</b>	<b>99,592,535</b>	<b>90,057,193</b>	<b>99,592,535</b>	
<b>General Mobility Fund</b>															
	TexDaily Investment Pool GMP	0.500%	AAAm	10/1/2016	9/30/2016	65,813,062	65,813,062	100.00	0.50%	LGIP	53,584,278	65,813,062	53,584,278	65,813,062	
<b>Total General Mobility Fund</b>											<b>53,584,278</b>	<b>65,813,062</b>	<b>53,584,278</b>	<b>65,813,062</b>	
<b>Grand Total All Funds</b>											<b>413,902,592</b>	<b>427,674,900</b>	<b>413,561,303</b>	<b>427,380,711</b>	

**Notes:**

AAA is the highest long-term rating. A-1+ is the highest short term rating.  
 DDA: Demand Deposit Account  
 LGIP: Local Government Investment Pool  
 DSA: FDIC-insured Sweep Account  
 TPF: Trust Payment Fund (Cash)  
 MB: Municipal Bond  
 MCP: Municipal Commercial Paper  
 CD: Certificate of Deposit  
 A: U. S. Agency & Instrumentality Bond

MMA: Money Market Account  
 T: U. S. Treasuries  
 NA\*: Implicit backing of the Federal Government

**Metropolitan Transit Authority of Harris County Texas  
General Mobility Escrow Activity Summary  
As of September 30, 2016**

<u>Description</u>	FY2016 Year to Date				Escrow Balance
	Escrow Funding	Disbursements from Escrow	Interest to General Fund	Interest Earned on Escrow Funds	
Sep-16 Escrow Balance Forward	\$ 166,101,191.89	\$ (208,608,448.64)	\$ -	\$ 226,468.99	\$ 53,584,277.73
Sep-16 Net Sales Tax Received [((Net Sales Tax X 25%) - FY2014 Sep GMP) / 2 ] + FY2014 Sep GMP [[(\$53,325,197.04 X 25%) - \$14,101,272.11) / 2 ] + \$14,101,272.11	13,716,285.69				67,300,563.42
Sep-16 City of Katy, Humble & Missouri City Monthly Congestion Mitigation and Traffic Management		(1,244,103.20)			66,056,460.22
Sep-16 City of Bellaire, Hedwig Village, Hunters Creek, Southside Place, Spring Valley & West University Place Monthly Congestion Mitigation and Traffic Management		(268,687.76)			65,787,772.46
Sep-16 Interest Earned				25,289.52	65,813,061.98
Sep-16 Escrow - Fiscal Year to Date	\$ 179,817,477.58	\$ (210,121,239.60)	\$ -	\$ 251,758.51	\$ 65,813,061.98