

METRO

INVESTMENT REPORT

ALL FUNDS

June 2015


**Metropolitan Transit Authority of Harris County
Investment Report
For the Month Ended June 30, 2015
Portfolio Summary Management Report**


The following is a summary of METRO's Investment Portfolios:


<u>Fund:</u>	<u>General</u>	<u>Construction</u>	<u>General Mobility</u>
Prior Month End Book Value	260,709,116	78,048,752	75,409,715
Current Month End Book Value	251,493,332	82,332,535	68,830,943
Change	(9,215,784)	4,283,783	(6,578,772)
Prior Month End Market Value*	260,697,396	78,048,752	75,409,715
Current Month End Market Value*	251,457,466	82,332,535	68,830,943
Change	(9,239,930)	4,283,783	(6,578,772)
Interest Receivable	48,492	0	0
Weighted Average Days Outstanding	50	1	1
Weighted Average Years Outstanding	0.14	0.00	0.00
Yield	0.156%	0.072%	0.072%
Benchmark Yield	0.000%	0.002%	0.003%
Yield Over / <Under> Benchmark	0.156%	0.070%	0.069%
TexStar Wtd Avg. Days Outstanding (1)	52	52	52
TxTerm Weighted Days Outstanding	32	32	32

* Change in Market Value is presented in accordance with the Public Funds Investment Act and primarily reflects receipts, expenditures, securities purchases and maturities and changes in the marketability of securities held at the end of the period.

All Funds are managed in full compliance with the Public Funds Investment Act, the Investment Policy and Strategy of the Metropolitan Transit Authority of Harris County and under the safety parameters set by the Board of Directors.


Debbie Sechter, Chief Financial Officer


Philip M. Brenner, Director of OMB


George Fotinos, Manager, Debt Service & Investments

(1) This weighted average maturity calculation for TexStar uses the SEC Rule 2a-7 definition for stated maturity for any floating rate instrument held in the portfolio to determine the weighted average maturity for the pool. This Rule specifies that a variable rate instrument to be paid in 397 calendar days or less shall be deemed to have a maturity equal to the period remaining until the next readjustment of the interest rate.

**Metropolitan Transit Authority of Harris County
Monthly Changes in Position
For the Month Ended June 30, 2015**

No.	Description	Coupon	Rating	Maturity	Purchase	Par	Cost	Price	YTM	Type	Book Value		Market Value		
											5/31/2015	6/30/2015	5/31/2015	6/30/2015	
General Fund															
	Chase Master Account			1-Jul-15	30-Jun-15	-	-	100.00	n/a	DDA	2,245,106	-	2,245,106	-	
	Wells Fargo Master Account			1-Jul-15	30-Jun-15	5,489,996	5,489,996	100.00	n/a	DDA	13,316,665	5,489,996	13,316,665	5,489,996	
	Wells Fargo HOT Lanes			1-Jul-15	30-Jun-15	44,048	44,048	100.00	n/a	DDA	66,776	44,048	66,776	44,048	
	Wells Fargo Custody Cash			1-Jul-15	30-Jun-15	-	-	100.00	n/a	DDA	36,364	-	36,364	-	
	TexStar Investment Pool	0.0719%	AAAm	1-Jul-15	30-Jun-15	43,969,905	43,969,905	100.00	0.072%	LGIP	43,066,630	43,969,905	43,066,630	43,969,905	
	Texas TERM	0.0891%	AAAm	1-Jul-15	30-Jun-15	100,015,813	100,015,813	99.00	0.089%	LGIP	100,008,242	100,015,813	100,008,242	100,015,813	
4565	Dallas Area Rapid Transit	0.0900%	A-1+/P-1	10-Sep-15	06-May-15	5,000,000	5,000,000	100.00	0.090%	MCP	5,000,000	5,000,000	5,000,000	5,000,000	
4566	City of Houston	0.0700%	A-1/F-1/P-1	11-Jun-15	12-May-15	10,000,000	10,000,000	100.00	0.070%	MCP	10,000,000	Matured/Called	10,000,000	Matured / Sold	
4569	City of Houston	0.0800%	A-1/F-1/P-1	9-Jul-15	11-Jun-15	10,000,000	10,000,000	100.00	0.080%	MCP	Did Not Own	10,000,000	Did Not Own	10,000,000	
4567	San Antonio Water System	0.0800%	P1/A-1+/F1+	8-Jul-15	19-May-15	5,000,000	5,000,000	100.00	0.080%	MCP	5,000,000	5,000,000	5,000,000	5,000,000	
4568	City of Houston	0.1400%	A-1/F-1/P-1	15-Jul-15	28-May-15	10,000,000	10,000,000	100.00	0.140%	MCP	10,000,000	10,000,000	10,000,000	10,000,000	
EWBCD15	East West Bank CD	0.3500%	Coll = Aaa	26-Aug-15	29-May-15	10,000,000	10,000,000	100.00	0.350%	MCP	10,000,000	10,000,000	10,000,000	10,000,000	
4557	FHLB 0.20 09/18/15	0.2000%	Aaa/AA+	18-Sep-15	25-Aug-14	5,000,000	4,999,300	99.99	0.213%	A	4,999,804	4,999,858	5,000,050	5,000,850	
4559	FHLB 0.18 09/22/15	0.1800%	Aaa	22-Sep-15	26-Sep-14	15,000,000	14,998,137	99.99	0.193%	A	14,999,417	14,999,572	14,998,500	14,999,850	
4549	FFCB 0.30 12/17/15	0.3000%	Aaa	17-Dec-15	13-May-14	12,000,000	12,008,400	100.07	0.256%	A	12,002,867	12,002,435	11,998,080	11,997,840	
4561	FAMCDN 0.32 12/22/15	0.3200%	Aaa	22-Dec-15	24-Dec-14	15,000,000	14,951,600	99.68	0.325%	A	14,972,800	14,976,800	14,986,032	14,987,465	
4551	FFCB 0.39 5/27/16	0.3900%	Aaa	27-May-16	27-May-14	15,000,000	14,988,750	99.93	0.428%	A	14,994,444	14,994,906	14,974,950	14,951,700	
Total General Fund											260,709,116	251,493,332	260,697,396	251,457,466	
Construction Fund															
	Interest & Sinking Fund 2008B (Wells Fargo)			1-Jul-15	30-Jun-15	16,097	16,097	100.00	n/a	DDA	15,819	16,097	15,819	16,097	
	Series 2008B DSR (TexStar)	0.0719%	AAAm	1-Jul-15	30-Jun-15	4,706,095	4,706,095	100.00	0.0701%	LGIP	4,706,095	4,706,095	4,706,095	4,706,095	
	Sales & Use Tax Bonds DSR (TexStar)	0.0719%	AAAm	1-Jul-15	30-Jun-15	20,924,138	20,924,138	100.00	0.0701%	LGIP	20,922,901	20,924,138	20,922,901	20,924,138	
	Contractual Obligations DSR (TexStar)	0.0719%	AAAm	1-Jul-15	30-Jun-15	8,224,410	8,224,410	100.00	0.0701%	LGIP	8,223,924	8,224,410	8,223,924	8,224,410	
	Interest & Sinking Fund (2009 & 2010) (Tex)	0.0719%	AAAm	1-Jul-15	30-Jun-15	11,324,990	11,324,990	100.00	0.0701%	LGIP	9,289,702	11,324,990	9,289,702	11,324,990	
	Interest & Sinking Fund 2011A (TexStar)	0.0719%	AAAm	1-Jul-15	30-Jun-15	8,952,623	8,952,623	100.00	0.0701%	LGIP	6,392,942	8,952,623	6,392,942	8,952,623	
	Interest & Sinking Fund 2011B (TexStar)	0.0719%	AAAm	1-Jul-15	30-Jun-15	2,732,438	2,732,438	100.00	0.0701%	LGIP	2,286,653	2,732,438	2,286,653	2,732,438	
	Interest & Sinking Fund 2014 (TexStar)	0.0719%	AAAm	1-Jul-15	30-Jun-15	5,086,801	5,086,801	100.00	0.0701%	LGIP	4,042,752	5,086,801	4,042,752	5,086,801	
	Proceeds Fund 2014 (TexStar)	0.0719%	AAAm	1-Jul-15	30-Jun-15	20,364,943	20,364,943	100.00	0.0701%	LGIP	22,167,964	20,364,943	22,167,964	20,364,943	
Total Construction Fund											78,048,752	82,332,535	78,048,752	82,332,535	
General Mobility Fund															
	TexStar Investment Pool GMP	0.0719%	AAAm	1-Jul-15	30-Jun-15	68,830,943	68,830,943	100.00	0.072%	LGIP	75,409,715	68,830,943	75,409,715	68,830,943	
Total General Mobility Fund											75,409,715	68,830,943	75,409,715	68,830,943	
Grand Total All Funds											414,167,583	402,656,810	414,155,863	402,620,944	

Notes:

AAA is the highest long-term rating. A-1+ is the highest short term rating.
 DDA: Demand Deposit Account
 LGIP: Local Government Investment Pool
 MB: Municipal Bond
 MCP: Municipal Commercial Paper
 CD: Certificate of Deposit
 A: U. S. Agency & Instrumentality Bond
 MMA: Money Market Account

**Metropolitan Transit Authority of Harris County Texas
General Mobility Escrow Activity Summary
As of June 30, 2015**

Description	FY2015 Year to Date				Escrow Balance
	Escrow Funding	Disbursements from Escrow	Interest to General Fund	Interest Earned on Escrow Funds	
Jun-15 Escrow Balance Forward	117,909,058	(115,566,519)	(21,287)	27,807	75,409,715.36
Jun-15 Net Sales Tax Received (((Net Sales Tax X 25%)-FY2014 May GMP)/2)+FY2014 May GMP) ((((\$54,264,556.10 X 25% - \$13,755,658.71)/2) + \$13,755,658.71)	13,660,899				89,070,614.23
Jun-15 City of Houston See attached for details		(16,740,563)			72,330,051.11
Jun-15 Harris County See attached for details		-			72,330,051.11
Jun-15 City of Katy, Humble & Missouri City Monthly Congestion Mitigation and Traffic Management		(1,417,219)			70,912,832.16
Jun-15 City of Bellaire, Hedwig Village, Hunters Creek, Southside Place, Spring Valley & West University Place Monthly Congestion Mitigation and Traffic Management		(330,395)			70,582,436.67
Jun-15 Duplicate transfer for Monthly Congestion Mitigation & Traffic Management		(1,747,614)			68,834,822.23
Jun-15 Interest Earned			(8,466)	4,586	68,830,942.87
Jun-15 Escrow - Fiscal Year to Date	131,569,956	(135,802,311)	(29,752)	32,393	68,830,942.87

General Mobility Program

Political Jurisdictions of Projects Funded in June 2015

<u>City of Houston Projects</u>	<u>Invoiced Amount</u>	<u>City Council District</u>
16th Period: Traffic Signal Maintenance Program	\$ 3,274,273.00	All
16th Period: Citywide Intersection Redesign & Safety Improvements	3,122,112.00	All
16th Period: Bridge/Barricade Maintenance Program	2,209,421.12	All
16th Period: Safe Sidewalk Program Project	2,163,100.00	Various
15th Period: Clinton Drive Paving & Drainage - Hirsch to Harvey Wilson Drive	1,909,734.00	H, I
16th Period: Bearing Pads Replacement on W. Lake Houston Parkway Bridge	1,210,567.00	Various
15th Period: Bringhurst Pedestrian Bridge over UPRR	1,085,400.00	Various
15th Period: Kirkwood and Dairy Ashford Panel Replacement Project	1,048,285.00	Various
14th Period: Cambridge Bridge Paving & Drainage	577,615.00	TBD
15th Period: Buffalo Speedway Paving & Drainage - Holmes to W. Airport	140,056.00	K
	<u>\$ 16,740,563.12</u>	

RoseMary Mayfield

From: Debbie Sechler
Sent: Thursday, July 09, 2015 1:34 PM
To: Thomas Lambert
Cc: Executive Leadership Team (ELT); Executive Leadership Team EA's; Karen Kauffman; Tony Brown; Mary Fay; Jennie Le; Jack Richards; Philip Brenner
Subject: Debbie Sechler Schedule Friday July 10/DOA

I will working remotely on Friday July 10. I can be reached via email or at 281 513-2432. If there are items that need to be approved onsite Friday July 10, Philip Brenner, Director of OMB, will have my Delegation of Authority.

Thank you.

Debbie Sechler

Executive VP & CFO

Finance & Administration

Metropolitan Transit Authority of Harris County

713 739-4930

Debbie.Sechler@ridemetro.org

