

METRO

INVESTMENT REPORT

ALL FUNDS

APRIL 2015


**Metropolitan Transit Authority of Harris County
Investment Report
For the Month Ended April 30, 2015
Portfolio Summary Management Report**

The following is a summary of METRO's Investment Portfolios:


<u>Fund:</u>	<u>General</u>	<u>Construction</u>	<u>General Mobility</u>
Prior Month End Book Value	269,308,406	65,208,689	68,419,941
Current Month End Book Value	262,772,624	49,794,536	69,628,260
Change	(6,535,781)	(15,414,153)	1,208,319
Prior Month End Market Value*	269,241,994	65,208,689	68,419,941
Current Month End Market Value*	262,745,843	49,794,536	69,628,260
Change	(6,496,151)	(15,414,153)	1,208,319
Interest Receivable	79,262	0	0
Weighted Average Days Outstanding	61	1	1
Weighted Average Years Outstanding	0.17	0.00	0.00
Yield	0.136%	0.070%	0.070%
Benchmark Yield	-0.011%	-0.004%	0.015%
Yield Over / <Under> Benchmark	0.146%	0.074%	0.055%
TexStar Wtd Avg. Days Outstanding (1)	52	52	52
Texas Daily Wtd Avg. Days Outstanding (1)	46	46	46

* Change in Market Value is presented in accordance with the Public Funds Investment Act and primarily reflects receipts, expenditures, securities purchases and maturities and changes in the marketability of securities held at the end of the period.


All Funds are managed in full compliance with the Public Funds Investment Act, the Investment Policy and Strategy of the Metropolitan Transit Authority of Harris County and under the safety parameters set by the Board of Directors.



Debbie Sechler, Chief Financial Officer



Philip M. Brenner, Director of OMB



George Fofinos, Manager of Debt Service and Investments

(1) This weighted average maturity calculation uses the SEC Rule 2a-7 definition for stated maturity for any floating rate instrument held in the portfolio to determine the weighted average maturity for the pool. This Rule specifies that a variable rate instrument to be paid in 397 calendar days or less shall be deemed to have a maturity equal to the period remaining until the next readjustment of the interest rate.

**Metropolitan Transit Authority of Harris County
Monthly Changes in Position
For the Month Ended April 30, 2015**

No.	Description	Coupon	Rating	Maturity	Purchase	Par	Cost	Price	YTM	Type	Book Value		Market Value	
											3/31/2015	4/30/2015	3/31/2015	4/30/2015
General Fund														
	Wells Fargo Master			1-May-15	30-Apr-15	5,211,029	5,211,029	100.00	n/a	DDA	3,750,328	5,211,029	3,750,328	5,211,029
	Wells Fargo HOT Lanes			1-May-15	30-Apr-15	709,166	709,166	100.00	n/a	DDA	81,603	709,166	81,603	709,166
	TexasDAILY	0.0856%	AAAm	1-May-15	30-Apr-15	100,000,939	100,000,939	99.00	0.086%	LGIP	-	100,000,939	-	100,000,939
	TexStar Investment Pool	0.0707%	AAAm	1-May-15	30-Apr-15	54,886,538	54,886,538	100.00	0.071%	LGIP	163,515,760	54,886,538	163,515,760	54,886,538
4562	Dallas Area Rapid Transit	0.0600%	A-1+/P-1	6-May-15	05-Feb-15	5,000,000	5,000,000	100.00	0.060%	MCP	5,000,000	5,000,000	5,000,000	5,000,000
4563	City of Houston	0.0700%	A-1/F-1/P-1	12-May-15	10-Feb-15	10,000,000	10,000,000	100.00	0.070%	MCP	10,000,000	10,000,000	10,000,000	10,000,000
4560	San Antonio Water System	0.1300%	P1/A-1+/F1+	19-May-15	25-Nov-14	5,000,000	5,000,000	100.00	0.130%	MCP	5,000,000	5,000,000	5,000,000	5,000,000
4564	City of Houston	0.0600%	A-1/F-1/P-1	28-May-15	25-Feb-15	10,000,000	10,000,000	100.00	0.060%	MCP	10,000,000	10,000,000	10,000,000	10,000,000
3CD14	East West Bank CD	0.3500%	Coll = Aaa	29-May-15	27-Feb-15	10,000,000	10,000,000	100.00	0.350%	MCP	10,000,000	10,000,000	10,000,000	10,000,000
4557	FHLB 0.20 09/18/15	0.2000%	Aaa/AA+	18-Sep-15	25-Aug-14	5,000,000	4,999,300	99.99	0.213%	A	4,999,694	4,999,748	4,998,500	4,999,250
4559	FHLB 0.18 09/22/15	0.1800%	Aaa	22-Sep-15	26-Sep-14	15,000,000	14,998,137	99.99	0.193%	A	14,999,102	14,999,257	14,993,400	14,996,250
4549	FFCB 0.30 12/17/15	0.3000%	Aaa	17-Dec-15	13-May-14	12,000,000	12,008,400	100.07	0.256%	A	12,003,746	12,003,314	11,996,880	11,999,280
4561	FAMCDN 0.32 12/22/15	0.3200%		22-Dec-15	24-Dec-14	15,000,000	14,951,600	99.68	0.325%	A	14,964,667	14,968,667	14,980,973	14,981,342
4551	FFCB 0.39 5/27/16	0.3900%	Aaa	27-May-16	27-May-14	15,000,000	14,988,750	99.93	0.428%	A	14,993,505	14,993,967	14,924,550	14,962,050
Total General Fund											269,308,406	262,772,624	269,241,994	262,745,843
Construction Fund														
	Interest & Sinking Fund 2008B (Wells Fargo)			1-May-15	30-Apr-15	15,562	15,562	100.00	n/a	DDA	15,291	15,562	15,291	15,562
	Series 2008B DSR (TexStar)	0.0701%	AAAm	1-May-15	30-Apr-15	4,706,095	4,706,095	100.00	0.070%	LGIP	4,706,095	4,706,095	4,706,095	4,706,095
	Sales & Use Tax Bonds DSR (TexStar)	0.0701%	AAAm	1-May-15	30-Apr-15	20,921,758	20,921,758	100.00	0.070%	LGIP	20,920,553	20,921,758	20,920,553	20,921,758
	Contractual Obligations DSR (TexStar)	0.0701%	AAAm	1-May-15	30-Apr-15	8,223,475	8,223,475	100.00	0.070%	LGIP	8,223,001	8,223,475	8,223,001	8,223,475
	Interest & Sinking Fund (2009 & 2010) (TexStar)	0.0701%	AAAm	1-May-15	30-Apr-15	7,254,557	7,254,557	100.00	0.070%	LGIP	11,096,394	7,254,557	11,096,394	7,254,557
	Interest & Sinking Fund 2011A (TexStar)	0.0701%	AAAm	1-May-15	30-Apr-15	3,833,416	3,833,416	100.00	0.070%	LGIP	12,798,641	3,833,416	12,798,641	3,833,416
	Interest & Sinking Fund 2011B (TexStar)	0.0701%	AAAm	1-May-15	30-Apr-15	1,840,900	1,840,900	100.00	0.070%	LGIP	2,228,922	1,840,900	2,228,922	1,840,900
	Interest & Sinking Fund 2014 (TexStar)	0.0701%	AAAm	1-May-15	30-Apr-15	2,998,773	2,998,773	100.00	0.070%	LGIP	5,219,792	2,998,773	5,219,792	2,998,773
	Proceeds Fund 2014 (TexStar)	0.0701%	AAAm	1-May-15	30-Apr-15	-	-	100.00	0.070%	LGIP	-	-	-	-
Total Construction Fund											65,208,689	49,794,536	65,208,689	49,794,536
General Mobility Fund														
	TexStar Investment Pool GMP	0.0707%	AAAm	1-May-15	30-Apr-15	69,628,260	69,628,260	100.00	0.071%	LGIP	68,419,941	69,628,260	68,419,941	69,628,260
Total General Mobility Fund											68,419,941	69,628,260	68,419,941	69,628,260
Grand Total All Funds											402,937,035	382,195,420	402,870,623	382,168,639

Notes:

AAA is the highest long-term rating. A-1+ is the highest short term rating.

DDA: Demand Deposit Account

LGIP: Local Government Investment Pool

MB: Municipal Bond

MCP: Municipal Commercial Paper

CD: Certificate of Deposit

A: U. S. Agency & Instrumentality Bond

MMA: Money Market Account

**Metropolitan Transit Authority of Harris County Texas
General Mobility Escrow Activity Summary
As of April 30, 2015**

Description		FY2015 Year to Date				Escrow Balance
		Escrow Funding	Disbursements from Escrow	Interest to General Fund	Interest Earned on Escrow Funds	
Apr-15	Escrow Balance Forward	89,111,781	(93,754,594)	(17,244)	19,341	68,419,941
Apr-15	Net Sales Tax Received (((Net Sales Tax X 25%)-FY2014 Apr GMP)/2)+FY2014 Apr GMP) (((51,805,076.38 X 25%) - 12,400,142.45)/2) + 12,400,142.45)	12,675,706				81,095,646
Apr-15	City of Houston See attached for details		(10,071,112)			71,024,534
Apr-15	City of Katy, Humble & Missouri City Monthly Congestion Mitigation and Traffic Management		(1,142,147)			69,882,387
Apr-15	City of Bellaire, Hedwig Village, Hunters Creek, Southside Place, Spring Valley & West University Place Monthly Congestion Mitigation and Traffic Management		(254,453)			69,627,934
Apr-15	Interest Earned			(4,043)	4,369	69,628,260
Apr-15	Escrow - Fiscal Year to Date	101,787,487	(105,222,307)	(21,287)	23,710	69,628,260

General Mobility Program

Political Jurisdictions of Projects Funded in April 2015

<u>City of Houston Projects</u>	<u>Invoiced Amount</u>	<u>City Council District</u>
16th Period: Citywide Traffic Signal Rebuild Package #8	\$ 4,068,720.00	Various
16th Period: Citywide Traffic Signal Rebuild Package #7	2,873,199.00	Various
16th Period: Broadway Paving & Draining (I-45 to Old Galveston Rd)	1,914,000.00	I
16th Period: TC Jester Paving & Draining (I-10 to Timbergrove Lane)	762,905.00	C
16th Period: Misc. Design & Construction (Archeological Services)	275,400.00	Various
14th Period: Citywide Panel Replacement Project	176,888.07	All
	\$ 10,071,112.07	