

METRO

INVESTMENT REPORT

ALL FUNDS

MAY 2012

**Metropolitan Transit Authority of Harris County
Investment Report
For the Month Ended May 31, 2012
Portfolio Summary Management Report**

The following is a summary of METRO's Investment Portfolios:


Fund:	General	Construction	General Mobility
Prior Month End Book Value	234,062,769	263,610,387	48,190,659
Current Month End Book Value	258,589,078	247,616,095	24,724,712
Change	24,526,309	(15,994,292)	(23,465,947)
Prior Month End Market Value*	234,463,248	263,610,387	48,190,659
Current Month End Market Value*	258,939,092	247,616,095	24,724,712
Change	24,475,844	(15,994,292)	(23,465,947)
Interest Receivable	121,427	4,099	0
Weighted Average Days Outstanding	133	3	1
Weighted Average Years Outstanding	0.36	0.01	0.00
Yield	0.330%	0.142%	0.086%
Benchmark Yield	0.105%	0.073%	0.060%
Yield Over / <Under> Benchmark	0.225%	0.069%	0.026%
LGIP Wtd Avg. Days Outstanding (1)	47	47	47

* Change in Market Value is presented in accordance with the Public Funds Investment Act and primarily reflects receipts, expenditures, securities purchases and maturities and changes in the marketability of securities held at the end of the period.

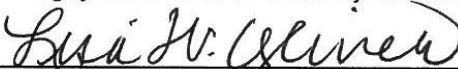
All Funds are managed in full compliance with the Public Funds Investment Act, the Investment Policy and Strategy of the Metropolitan Transit Authority of Harris County and under the safety parameters set by the Board of Directors.




Susan A. Bailey, Sr. Vice President and Chief Financial Officer



Phil Nguyen, Director of Treasury Services



Lisa W. Oliver, Manager of Banking, Investments and Debt Services



Philip Brenner, Director of Budget Services

(1) This weighted average maturity calculation for TexStar uses the SEC Rule 2a-7 definition for stated maturity for any floating rate instrument held in the portfolio to determine the weighted average maturity for the pool. This Rule specifies that a variable rate instrument to be paid in 397 calendar days or less shall be deemed to have a maturity equal to the period remaining until the next readjustment of the interest rate.

**Metropolitan Transit Authority of Harris County
Monthly Changes in Position
For the Month Ended May 31, 2012**

No.	Description	Coupon	Rating	Maturity	Purchase	Par	Cost	Price	Type	Book Value		Market Value	
										4/30/2012	5/31/2012	4/30/2012	5/31/2012
General Fund													
	JPMorgan Chase Master			01-Jun-12	31-May-12	1,493,522	1,493,522	100.00	DDA	1,590,298	1,493,522	1,590,298	1,493,522
	JPMorgan Chase HOT Lanes			01-Jun-12	31-May-12	55,764	55,764	100.00	DDA	16,370	55,764	16,370	55,764
	TexStar Investment Pool	0.13%	AAAm	01-Jun-12	31-May-12	136,979,190	136,979,190	100.00	LGIP	110,164,917	136,979,190	110,164,917	136,979,190
4472	City of Milwaukee GO Series T4	0.15%	A-1+/F1+	15-May-12	14-Mar-12	3,270,000	3,270,000	100.00	MCP	3,270,000	Matured/Called	3,270,000	Matured/Called
4468	City of Houston GO - Series H	0.16%	A-1+/P-1	24-May-12	23-Feb-12	5,000,000	5,000,000	100.00	MCP	5,000,000	Matured/Called	5,000,000	Matured/Called
4474	Tx Agriculture Finance Authority	0.15%	A-1+/P-1	24-May-12	22-Mar-12	9,000,000	8,997,638	99.97	MCP	8,999,138	Matured/Called	8,997,638	Matured/Called
4469	City of Houston GO - Series G	0.16%	A-1+/F-1	05-Jun-12	07-Mar-12	10,000,000	10,000,000	100.00	MCP	10,000,000	10,000,000	10,000,000	10,000,000
4471	City of Milwaukee GO	0.16%	A-1+/F1+	06-Jun-12	14-Mar-12	10,000,000	10,000,000	100.00	MCP	10,000,000	10,000,000	10,000,000	10,000,000
EWBCD2	East West Bank Certificate	0.40%	Coll = Aaa	12-Jun-12	14-Mar-12	5,000,000	5,000,000	100.00	CD	5,000,000	5,000,000	5,000,000	5,000,000
4473	San Antonio Water System	0.22%	A-1+/P1/F1+	14-Jun-12	21-Mar-12	10,000,000	10,000,000	100.00	MCP	10,000,000	10,000,000	10,000,000	10,000,000
4476	Tx Dept of Economic Development	0.14%	A-1+/P-1	21-Jun-12	24-May-12	5,000,000	4,999,456	100.00	MCP	Did Not Own	4,999,611	Did Not Own	4,999,456
4475	Tx Agriculture Finance Authority	0.15%	A-1+/P-1	02-Aug-12	24-May-12	9,000,000	8,997,375	100.00	MCP	Did Not Own	8,997,675	Did Not Own	8,997,375
4470	FHLB 0.16 2/8/13	0.16%	Aaa	08-Feb-13	12-Mar-12	10,000,000	9,994,570	99.95	A	9,995,385	9,995,891	9,992,970	9,993,600
4477	Houston Comm College Revenue Bonds	5.25%	Aa2/AA-	15-Apr-13	30-May-12	1,000,000	1,043,400	104.34	MB	Did Not Own	1,043,129	Did Not Own	1,042,990
3566	T 3.625 05/15/13	3.63%	Aaa	15-May-13	12-Jun-03	10,000,000	10,364,063	103.64	T	10,038,063	10,034,950	10,353,906	10,325,000
4467	FFCB .22 7/26/13	0.22%	Aaa	26-Jul-13	30-Jan-12	15,000,000	14,988,750	99.93	A	14,990,656	14,991,298	15,000,450	14,999,745
4463	FFCB 0.47 12/19/13	0.47%	Aaa	19-Dec-13	19-Dec-11	10,000,000	9,999,000	99.99	A	9,999,183	9,999,226	10,023,100	10,016,500
4464	FHLMC 0.50 12/27/13	0.50%	Aaa	27-Dec-13	27-Dec-11	10,000,000	9,998,500	99.99	A	9,998,759	9,998,822	10,013,400	10,015,100
4466	FFCB 0.35 1/23/14	0.35%	Aaa	23-Jan-14	23-Jan-12	15,000,000	15,000,000	100.00	A	15,000,000	15,000,000	15,040,200	15,020,850
Total General Fund										234,062,769	258,589,078	234,463,248	258,939,092
Construction Fund													
	Series 2008B I&S (Wells Fargo)			1-Jun-12	31-May-12	5,542	5,542	100.00	DDA	5,033	5,542	5,033	5,542
	Series 2008B DSR (TexStar)	0.11%	AAAm	1-Jun-12	31-May-12	4,706,095	4,706,095	100.00	LGIP	4,706,095	4,706,095	4,706,095	4,706,095
	Series 2011A Proceeds (TexStar)	0.11%	AAAm	1-Jun-12	31-May-12	168,080,745	168,080,745	100.00	LGIP	158,115,941	168,080,745	158,115,941	168,080,745
	Series 2011A Proceeds (COH Series G2)	0.15%	A-1+/F1+	9-May-12	08-Mar-12	10,000,000	10,000,000	100.00	MCP	10,000,000	Matured/Called	10,000,000	Matured/Called
	Series 2011A Proceeds (DARTII)	0.19%	A-1+/P1/F1+	10-May-12	02-Feb-12	20,000,000	20,000,000	100.00	MCP	20,000,000	Matured/Called	20,000,000	Matured/Called
	Series 2011A Proceeds (DARTII)	0.34%	A-1+/P1/F1+	20-Jun-12	10-May-12	20,000,000	20,000,000	100.00	MCP	Did Not Own	20,000,000	Did Not Own	20,000,000
	Sales & Use Tax Bonds DSR (TexStar)	0.11%	AAAm	1-Jun-12	31-May-12	8,984,725	8,984,725	100.00	LGIP	8,403,794	8,984,725	8,403,794	8,984,725
	Contractual Obligations DSR (TexStar)	0.11%	AAAm	1-Jun-12	31-May-12	4,998,594	4,998,594	100.00	LGIP	4,770,673	4,998,594	4,770,673	4,998,594
	Interest & Sinking Fund (2009 & 2010) (TexStar)	0.11%	AAAm	1-Jun-12	31-May-12	7,758,268	7,758,268	100.00	LGIP	12,441,590	7,758,268	12,441,590	7,758,268
	Interest & Sinking Fund 2011A (TexStar)	0.11%	AAAm	1-Jun-12	31-May-12	30,992,273	30,992,273	100.00	LGIP	42,514,174	30,992,273	42,514,174	30,992,273
	Interest & Sinking Fund 2011B (TexStar)	0.11%	AAAm	1-Jun-12	31-May-12	2,089,852	2,089,852	100.00	LGIP	2,653,086	2,089,852	2,653,086	2,089,852
Total Construction Fund										263,610,387	247,616,095	263,610,387	247,616,095
General Mobility Fund													
	TexStar Investment Pool GMP	0.11%	AAAm	01-Jun-12	31-May-12	17,948,003	17,948,003	100.00	LGIP	35,149,236	17,948,003	35,149,236	17,948,003
	Williams Capital Govt. Fund GMP	0.01%	AAAm	01-Jun-12	31-May-12	6,776,709	6,776,709	100.00	MMA	13,041,423	6,776,709	13,041,423	6,776,709
Total General Mobility Fund										48,190,659	24,724,712	48,190,659	24,724,712
Grand Total All Funds										545,863,815	530,929,885	546,264,294	531,279,898

Note: AAA is the highest long-term rating A-1+ is the highest short term rating.

**Metropolitan Transit Authority of Harris County Texas
General Mobility Escrow Activity Summary
For the Month Ended May 31, 2012**

Description	FY2012				Escrow Balance
	Escrow Funding	Disbursements from Escrow	Interest to General Fund	Interest Earned on Escrow Funds	
Apr-12 Escrow Balance Forward	105,359,341	(79,537,073)	(9,694)	11,874	48,190,659
Apr-12 25% of Net Sales Tax Received (\$55,655,360.48 X 25%)	13,913,840				62,104,499
Apr-12 1/12 of FY 2012 Carryover Commitment (\$39,000,000 /12)	3,250,000				65,354,499
Apr-12 City of Houston General Mobility Projects See Details Attached		(33,914,546)			31,439,954
Apr-12 Harris County General Mobility Projects See Details Attached		(5,798,264)			25,641,690
Apr-12 Katy & Humble * Congestion Mitigation & Traffic Management		(916,506)			24,725,184
Apr-12 METRO Managed Projects Freeway Incident Management (MAP) Program Management & Support					24,725,184
Apr-12 Interest Earned			(3,020)	2,548	24,724,712
Apr-12 Escrow to Fiscal Year to Date	122,523,182	(120,166,388)	(12,714)	14,422	24,724,712

* May 2012 Payment to Missouri City was outstanding as of May 31, 2012

General Mobility Program

Political Jurisdictions of Projects Funded in May 2012

Project	Invoiced Amount	City Council District	County Precinct	State Representative District	State Senate District	U.S. Congressional District
City of Houston Projects						
RCTSS Operations (Wireless Service Contract)	\$104,053.82	All	N/A	All	All	All
6th Period: Street Reconstruction	\$889.50	All	N/A	All	All	All
7th Period: Brittmoore Rd Paving, I-10 to Hamerly Blvd	\$2,887.06	A	N/A	138	7	7
7th Period: Orem Paving, Telephone to Almeda Road	\$2,854.78	D,E,I	N/A	131,145,146	6,13	9,22
7th Period: City Overlay Project	866.47	All	N/A	All	All	All
8th Period: Street Reconstruction	\$56,957.13	All	N/A	All	All	All
8th Period: Bunker Hill Paving: I-10 Feeder to Long Point	\$247.50	All	N/A	138	15	7
8th Period: Market Street Paving: Lockwood to Wayside	\$887.86	I	N/A	143	6	29
8th Period: Citywide Overlay Project - Design	\$56,969.23	All	N/A	All	All	All
9th Period: Lockwood Paving, Bennington to Tidwell	\$254,792.54	B	N/A	141	13	18
9th Period: Buffalo Speedway Paving, W. Belfort to Willowbend	\$3,921.20	C	N/A	146	13	9
9th Period: Traffic Signal Management Program / ITS	\$686.16	All	N/A	All	All	All
9th Period: Long Point Reconstruction, Hempstead to Gessner	\$18,707.47	A	N/A	136, 138, 148	15	7, 18
9th Period: Market Street Paving, McCarty to Wayside	\$23,132.11	I	N/A	143	6	29
9th Period: Buffalo Speedway Paving, Holmes Rd to Airport	\$214,361.44	D	N/A	131	12	9
9th Period: Citywide Overlay Project	\$629.41	All	N/A	All	All	All
10th Period: Traffic Signal Management Program/ ITS	\$25,842.91	All	N/A	All	All	All
10th Period: Gulfbank Paving, Vogel Creek to W. Montgomery	\$9,225.51	A, B	N/A	139	15	18
10th Period: Hillcroft Rehabilitation, S.W. Freeway	\$157,857.92	All	N/A	137	17	9
10th Period: Citywide Overlay Project	\$1,813.90	All	N/A	All	All	All
13th Period: Replacement of Timber Bridge at Shawnee St.	\$313,000.00	All	N/A	All	All	All
13th Period: Traffic Signal Rebuild Package #1	\$2,802,277.00	All	N/A	All	All	All
13th Period: Buffalo Speedway Paving, W. Belfort to Willowbend Blvd.	\$210,399.20	C	N/A	146	13	9
13th Period: Intersection Redesign	\$1,445,226.00	All	N/A	All	All	All
13th Period: Sidewalk Program	\$67,783.11	All	N/A	All	All	All
13th Period: Ella Paving & Drainage, W. Little York to W. Gulf Bank	\$5,652,802.58	H	N/A	TBD	TBD	TBD
13th Period: Long Point Reconstruction: Hollister to Pech Road	\$3,792,408.00	A	N/A	TBD	TBD	TBD
13th Period: Sign Maintenance Program	\$685,570.00	All	N/A	All	All	All
13th Period: Pavement Marking Maintenance Program	\$473,850.00	All	N/A	All	All	All
13th Period: Traffic Signal Maintenance	\$3,139,500.00	All	N/A	All	All	All
13th Period: Traffic Signal Maintenance Extended	\$689,520.00	All	N/A	All	All	All
13th Period: Sign Maintenance Program	\$707,766.00	All	N/A	All	All	All
13th Period: Pavement Marking Maintenance Program	\$523,575.00	All	N/A	All	All	All
13th Period: Traffic Signal Maintenance	\$2,102,849.00	All	N/A	All	All	All
13th Period: Traffic Signal Maintenance Extended	\$781,625.00	All	N/A	All	All	All
13th Period: Street Reconstruction Program	\$2,675,779.54	All	N/A	All	All	All
13th Period: Special City Projects	\$3,344,378.62	All	N/A	All	All	All
13th Period: Bridge/Barricade Maintenance Program	\$1,067,533.62	All	N/A	All	All	All
13th Period: Bridge Replacement / Special Projects	\$404,154.74	All	N/A	All	All	All
13th Period: Concrete Street Repair Program	\$2,096,964.17	All	N/A	All	All	All
	\$33,914,545.50					

General Mobility Program

Political Jurisdictions of Projects Funded in May 2012

Project	Invoiced Amount	City Council District	County Precinct	State Representative District	State Senate District	U.S. Congressional District
<u>Harris County Projects</u>						
7th Period: Genoa Red Bluff Phase II	\$3,170,264.00	N/A	All	129, 144	11	22
10th Period: Schiel Road - Mason Rd to 0.5 mile east	\$450,000.00	N/A	TBD	TBD	TBD	TBD
7th Period: Scott Street Phase 2 from Almeda Genoa to Orem Drive	\$2,178,000.00	N/A	All	131,146	13	9
	\$5,798,264.00					

* "TBD" because this is a new project.