

METRO

INVESTMENT REPORT

ALL FUNDS

FEBRUARY 2012

**Metropolitan Transit Authority of Harris County
Investment Report
For the Month Ended February 29, 2012
Portfolio Summary Management Report**

The following is a summary of METRO's Investment Portfolios:


<u>Fund:</u>	<u>General</u>	<u>Construction</u>	<u>General Mobility</u>
Prior Month End Book Value	216,539,440	337,036,553	26,214,240
Current Month End Book Value	260,387,001	314,443,689	30,156,288
Change	43,847,561	(22,592,864)	3,942,047
Prior Month End Market Value*	216,998,130	337,036,553	26,214,240
Current Month End Market Value*	260,809,138	314,443,689	30,156,288
Change	43,811,008	(22,592,864)	3,942,047
Interest Receivable	144,637	5,052	0
Weighted Average Days Outstanding	142	6	1
Weighted Average Years Outstanding	0.39	0.02	0.00
Yield	0.300%	0.106%	0.072%
Benchmark Yield	0.097%	0.077%	0.041%
Yield Over / <Under> Benchmark	0.203%	0.029%	0.031%
LGIP Wtd Avg. Days Outstanding (1)	48	48	48

* Change in Market Value is presented in accordance with the Public Funds Investment Act and primarily reflects receipts, expenditures, securities purchases and maturities and changes in the marketability of securities held at the end of the period.

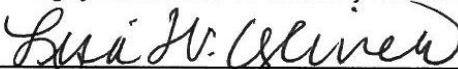
All Funds are managed in full compliance with the Public Funds Investment Act, the Investment Policy and Strategy of the Metropolitan Transit Authority of Harris County and under the safety parameters set by the Board of Directors.




Susan A. Bailey, Sr. Vice President and Chief Financial Officer



Phil Nguyen, Director of Treasury Services



Lisa W. Oliver, Manager of Banking, Investments and Debt Services



Philip Brenner, Director of Budget Services

(1) This weighted average maturity calculation for TexStar uses the SEC Rule 2a-7 definition for stated maturity for any floating rate instrument held in the portfolio to determine the weighted average maturity for the pool. This Rule specifies that a variable rate instrument to be paid in 397 calendar days or less shall be deemed to have a maturity equal to the period remaining until the next readjustment of the interest rate.

**Metropolitan Transit Authority of Harris County
Monthly Changes in Position
For the Month Ended February 29, 2012**

No.	Description	Coupon	Rating	Maturity	Purchase	Par	Cost	Price	Type	Book Value		Market Value	
										1/31/2012	2/29/2012	1/31/2012	2/29/2012
General Fund													
	JPMorgan Chase Master			01-Mar-12	29-Feb-12	1,109,889	1,109,889	100.00	DDA	1,705,649	1,109,889	1,705,649	1,109,889
	JPMorgan Chase HOT Lanes			01-Mar-12	29-Feb-12	765	765	100.00	DDA	256	765	256	765
	Aim Government/Agency Fund	0.00%	AAAm	01-Mar-12	29-Feb-12	-	-	100.00	MMA	350	-	350	-
	SEI Government Fund	0.02%	AAAm	01-Mar-12	29-Feb-12	47,703,662	47,703,662	100.00	MMA	30,702,978	47,703,662	30,702,978	47,703,662
	TexStar Investment Pool	0.09%	AAAm	01-Mar-12	29-Feb-12	122,542,156	122,542,156	100.00	LGIP	95,098,069	122,542,156	95,098,069	122,542,156
	TexStar Investment Pool Stimulus	0.10%	AAAm	01-Mar-12	29-Feb-12	(0)	(0)	100.00	LGIP	486	(0)	486	(0)
4461	City of Houston GO - Series H	0.16%	A-1+/P-1	23-Feb-12	05-Dec-11	5,000,000	5,000,000	100.00	MCP	5,000,000	Matured/Called	5,000,000	Matured/Called
4462	City of Wilwaukee GO	0.15%	A-1+/F1+	14-Mar-12	15-Dec-11	10,000,000	10,000,000	100.00	MCP	10,000,000	10,000,000	10,000,000	10,000,000
	WBCD East West Bank Certificate	0.40%	Coll = Aaa	14-Mar-12	15-Dec-11	5,000,000	5,000,000	100.00	CD	5,000,000	5,000,000	5,000,000	5,000,000
4465	Tx Agriculture Finance Authority	0.15%	A-1+/P-1	22-Mar-12	12-Jan-12	9,000,000	8,997,375	99.97	MCP	8,998,125	8,999,213	8,997,375	8,997,375
4468	City of Houston GO - Series H	0.16%	A-1+/P-1	24-May-12	23-Feb-12	5,000,000	5,000,000	100.00	MCP	Did Not Own	5,000,000	Did Not Own	5,000,000
3566	T 3.625 05/15/13	3.63%	Aaa	15-May-13	12-Jun-03	10,000,000	10,364,063	103.64	T	10,047,102	10,044,190	10,442,188	10,409,375
4467	FFCB .22 7/26/13	0.22%	Aaa	26-Jul-13	30-Jan-12	15,000,000	14,988,750	99.93	A	14,988,791	14,989,392	14,995,425	14,997,765
4463	FFCB 0.47 12/19/13	0.47%	Aaa	19-Dec-13	19-Dec-11	10,000,000	9,999,000	99.99	A	9,999,060	9,999,100	10,026,600	10,025,900
4464	FHLMC 0.50 12/27/13	0.50%	Aaa	27-Dec-13	27-Dec-11	10,000,000	9,998,500	99.99	A	9,998,574	9,998,633	10,028,800	10,021,500
4466	FFCB 0.35 1/23/14	0.35%	Aaa	23-Jan-14	23-Jan-12	15,000,000	15,000,000	100.00	A	15,000,000	15,000,000	14,999,955	15,000,750
Total General Fund										216,539,440	260,387,001	216,998,130	260,809,138
Construction Fund													
	Commercial Paper Proceeds (Chase)			1-Mar-12	29-Feb-12	-	-	100.00	DDA	1,817	-	1,817	-
	Commercial Paper Proceeds (SEI)	0.00%	AAAm	1-Mar-12	29-Feb-12	-	-	100.00	MMA	29	-	29	-
	Commercial Paper Proceeds(TexStar)	0.09%	AAAm	1-Mar-12	29-Feb-12	-	-	100.00	LGIP	709	-	709	-
	Series 2008B I&S (Wells Fargo)			1-Mar-12	29-Feb-12	4,150	4,150	100.00	DDA	3,781	4,150	3,781	4,150
	Series 2008B DSR (TexStar)	0.09%	AAAm	1-Mar-12	29-Feb-12	4,706,095	4,706,095	100.00	LGIP	4,706,095	4,706,095	4,706,095	4,706,095
	Series 2011A Proceeds (TexStar)	0.09%	AAAm	1-Mar-12	29-Feb-12	216,989,710	216,989,710	100.00	LGIP	242,418,991	216,989,710	242,418,991	216,989,710
	Series 2011A Proceeds (DARTII)	0.19%	A-1+/P1/F1+	2-Feb-12	06-Dec-11	20,000,000	20,000,000	100.00	MCP	20,000,000	Matured	20,000,000	Matured
	Series 2011A Proceeds (COH Series G)	0.16%	A-1+/F1+	8-Mar-12	05-Dec-11	8,000,000	8,000,000	100.00	MCP	8,000,000	8,000,000	8,000,000	8,000,000
	Series 2011A Proceeds (DARTII)	0.19%	A-1+/P1/F1+	10-May-12	02-Feb-12	20,000,000	20,000,000	100.00	MCP	Did Not Own	20,000,000	Did Not Own	20,000,000
	Sales & Use Tax Bonds DSR (TexStar)	0.09%	AAAm	1-Mar-12	29-Feb-12	7,242,352	7,242,352	100.00	LGIP	6,661,821	7,242,352	6,661,821	7,242,352
	Contractual Obligations DSR (TexStar)	0.09%	AAAm	1-Mar-12	29-Feb-12	4,315,039	4,315,039	100.00	LGIP	4,087,319	4,315,039	4,087,319	4,315,039
	Interest & Sinking Fund (2009 & 2010) (TexStar)	0.09%	AAAm	1-Mar-12	29-Feb-12	8,118,738	8,118,738	100.00	LGIP	6,091,914	8,118,738	6,091,914	8,118,738
	Interest & Sinking Fund 2011A (TexStar)	0.09%	AAAm	1-Mar-12	29-Feb-12	42,506,195	42,506,195	100.00	LGIP	42,502,867	42,506,195	42,502,867	42,506,195
	Interest & Sinking Fund 2011B (TexStar)	0.09%	AAAm	1-Mar-12	29-Feb-12	2,561,411	2,561,411	100.00	LGIP	2,561,210	2,561,411	2,561,210	2,561,411
Total Construction Fund										337,036,553	314,443,689	337,036,553	314,443,689
General Mobility Fund													
	TexStar Investment Pool GMP	0.10%	AAAm	01-Mar-12	29-Feb-12	21,114,967	21,114,967	100.00	LGIP	18,572,960	21,114,967	18,572,960	21,114,967
	Williams Capital Govt. Fund GMP	0.01%	AAAm	01-Mar-12	29-Feb-12	9,041,320	9,041,320	100.00	MMA	7,641,280	9,041,320	7,641,280	9,041,320
Total General Mobility Fund										26,214,240	30,156,288	26,214,240	30,156,288
Grand Total All Funds										579,790,233	604,986,977	580,248,923	605,409,115

Note: AAA is the highest long-term rating A-1+ is the highest short term rating.

**Metropolitan Transit Authority of Harris County Texas
General Mobility Escrow Activity Summary
For the Month Ended February 29, 2012**

Description	FY2012				Escrow Balance
	Escrow Funding	Disbursements from Escrow	Interest to General Fund	Interest Earned on Escrow Funds	
Jan-12 Escrow Balance Forward	58,621,163	(54,773,713)	(3,608)	4,187	26,214,240
Jan-12 25% of Net Sales Tax Received (\$63,617,861.10 X 25%)	15,904,465				42,118,706
Jan-12 1/12 of FY 2011 Carryover Commitment (\$39,000,000 /12)	3,250,000				45,368,706
Jan-12 City of Houston General Mobility Projects See Details Attached		(12,739,501)			32,629,205
Jan-12 January & February Katy, Humble & Missouri City* Congestion Mitigation & Traffic Management		(2,473,447)			30,155,758
Jan-12 Interest Earned			(1,420)	1,950	30,156,288
Jan-12 Escrow to Fiscal Year to Date	77,775,629	(69,986,661)	(5,028)	6,137	30,156,288

* January Payments to Katy, Humble and Missouri City were outstanding as of January 31, 2012

General Mobility Program

Political Jurisdictions of Projects Funded in February 2012

Project	Invoiced Amount	City Council District	County Precinct	State Representative District	State Senate District	U.S. Congressional District
<u>City of Houston Projects</u>						
Concrete Street Repair Program (General Fund)	\$3,158,244.01	All	N/A	All	All	All
Street Reconstruction (N0377)	\$2,937,842.27	All	N/A	All	All	All
Special City Projects (Asphalt Overlays)	\$2,224,670.70	All	N/A	All	All	All
Keegans Bayou Trail	\$1,578,300.00	C,F	TBD	TBD	TBD	TBD
Bridge/Barricade Maintenance Program (General Fund)	\$923,272.32	All	N/A	All	All	All
Bridge Replacement/Special Projects Program (General Fund)	\$404,154.74	All	N/A	All	All	All
Buffalo Speedway: Holmes to Airport (Design) (N-000784)	\$196,652.25	D	N/A	131	12	9
Market: McCarty to Wayside (N-000797)	\$161,628.87	I	N/A	143	6	29
Lockwood: Bennington to Tidwell (N-000612)	\$160,830.81	B	N/A	141	13	18
Citywide Overlay Project (N1037)	\$143,356.54	All	N/A	All	All	All
Monroe: Almeda to Fuqua (N-0574)	\$140,231.90	E	N/A	144, 147	6	22
RCTSS Traffic Signal Program	\$138,641.22	All	N/A	All	All	All
Orem: Telephone to Almeda	\$122,551.02	D,E,I	N/A	131, 145, 146	6, 13	9, 22
Long Point: Hempstead to Gessner (N-000674)	\$119,845.48	A	N/A	136, 138, 148	15	7, 18
North Main: IH45 to Airline (N-000744)	\$62,060.33	H	N/A	148	6	18
Traffic System Management / ITS (N-000650)	\$55,879.56	All	N/A	All	All	All
Market: Lockwood to Wayside (N-0773)	\$47,078.05	H,I	N/A	142, 143	6, 13	18, 29
Brittmore: IH-10 to Hammerly (N-000596)	\$37,137.99	A	N/A	138	7	7
Buffalo Speedway: W. Bellfort to Willowbend (N-000622)	\$26,046.29	C	N/A	146	13	9
Misc Street Reconstruction (N-0370)	\$22,774.15	All	N/A	All	All	All
Gulfbank: Vogel Creek to West Montgomery (N-000690)	\$17,183.25	A,B	N/A	139	15	18
Monroe: Fuqua to Beltway 8 (N-000711)	\$17,181.56	E	N/A	144, 147	6, 11	18
Long Point: Hempstead to Gessner (N-000674)	\$13,662.05	A	N/A	136, 138, 148	15	7, 18
Bellfort: Wilcrest to Kirkwood (Design) (N-000764)	\$9,318.14	F	N/A	149	13	9
11th: Heights to Studewood (N-000745)	\$7,651.56	H	N/A	148	6, 15	18
Mercury Drive: US90 to Wallisville (N-000625)	\$5,704.12	B,I	N/A	142	6, 15	29
Hillcroft: US 59 to Bellaire (N-000716)	\$3,443.22	C,F	N/A	137	17	9
Parker Road: Airline to Hardy Toll Road (N-000620)	\$2,393.76	H	N/A	140	6	29
Hayes: Westheimer to Lakeside Place (N-0780)	\$1,401.10	G	N/A	133	7	7
Traffic System Management / ITS (N-000650)	\$363.91	All	N/A	All	All	All
	\$12,739,501.17					

* "TBD" because this is a new project.