

METRO

INVESTMENT REPORT

ALL FUNDS

JUNE 2011


**Metropolitan Transit Authority of Harris County
Investment Report
For the Month Ended June 30, 2011
Portfolio Summary Management Report**

The following is a summary of METRO's Investment Portfolios:

<u>Fund:</u>	<u>General</u>	<u>Construction</u>	<u>General Mobility</u>
Prior Month End Book Value	62,858,466	38,484,496	39,550,421
Current Month End Book Value	87,970,071	32,363,864	25,769,459
Change	25,111,606	(6,120,631)	(13,780,961)
Prior Month End Market Value*	63,410,197	38,484,496	39,550,421
Current Month End Market Value*	88,495,127	32,363,864	25,769,459
Change	25,084,930	(6,120,631)	(13,780,961)
Interest Receivable	50,998	95.90	0.00
Weighted Average Days Outstanding	87.57	1.00	1.00
Weighted Average Years Outstanding	0.24	0.00	0.00
Yield	0.706%	0.088%	0.047%
Benchmark Yield	0.021%	0.021%	0.005%
Yield Over / <Under> Benchmark	0.685%	0.067%	0.042%
LGIP Wtd Avg. Days Outstanding (1)	50	50	50

* Change in Market Value is presented in accordance with the Public Funds Investment Act and primarily reflects receipts, expenditures, securities purchases and maturities and changes in the marketability of securities held at the end of the period.

All Funds are managed in full compliance with the Public Funds Investment Act, the Investment Policy and Strategy of the Metropolitan Transit Authority of Harris County and under the safety parameters set by the Board of Directors.



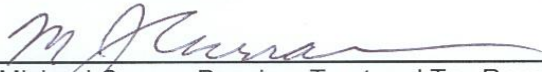
Susan A. Bailey, Sr. Vice President and Chief Financial Officer




Phil Nguyen, Director of Treasury Services



Lisa W. Oliver, Manager of Banking, Investments and Debt Services



Michael Curran, Pension, Trust and Tax Revenue Administrator



Tony D'Amico, Manager of Operations Management Analysis

(1) This weighted average maturity calculation for TexStar uses the SEC Rule 2a-7 definition for stated maturity for any floating rate instrument held in the portfolio to determine the weighted average maturity for the pool. This Rule specifies that a variable rate instrument to be paid in 397 calendar days or less shall be deemed to have a maturity equal to the period remaining until the next readjustment of the interest rate.

**Metropolitan Transit Authority of Harris County
Monthly Changes in Position
For the Month Ended June 30, 2011**

No.	Description	Coupon	Maturity	Purchase	Par	Cost	Price	Type	Book Value		Market Value	
									5/31/2011	6/30/2011	5/31/2011	6/30/2011
General Fund												
	Chase Bank of Texas - DDA		1-Jul-11	30-Jun-11	1,139,745	1,139,745	100.00	DDA	1,224,970	1,139,745	1,224,970	1,139,745
	Aim Treasury Fund	0.02%	1-Jul-11	30-Jun-11	1,240,240	1,240,240	100.00	MMA	2,340,139	1,240,240	2,340,139	1,240,240
	SEI Government Fund	0.05%	1-Jul-11	30-Jun-11	15,300,813	15,300,813	100.00	MMA	813	15,300,813	813	15,300,813
	TexStar Investment Pool	0.09%	01-Jul-11	30-Jun-11	34,034,271	34,034,271	100.00	LGIP	20,032,481	34,034,271	20,032,481	34,034,271
	TexStar Investment Pool Stimulus	0.09%	01-Jul-11	30-Jun-11	9,189,027	9,189,027	100.00	LGIP	9,188,356	9,189,027	9,188,356	9,189,027
4443	City of Houston CUS	0.28%	01-Jun-11	04-May-11	10,000,000	10,000,000	100.00	MCP	10,000,000	Matured	10,000,000	Matured
4444	City of Houston GO	0.50%	15-Jun-11	04-May-11	10,000,000	10,000,000	100.00	MCP	10,000,000	Matured	10,000,000	Matured
4445	City of Houston CUS	0.18%	23-Jun-11	02-Jun-11	10,000,000	10,000,000	101.00	MCP	Did Not Own	Matured	Did Not Own	Matured
4446	City of Houston GO	0.60%	23-Jun-11	16-Jun-11	10,000,000	10,000,000	100.00	MCP	Did Not Own	Matured	Did Not Own	Matured
4447	City of Houston GO	0.60%	30-Jun-11	23-Jun-11	8,000,000	8,000,000	100.00	MCP	Did Not Own	Matured	Did Not Own	Matured
4448	City of Houston GO	0.60%	07-Jul-11	30-Jun-11	8,000,000	8,000,000	100.00	MCP	Did Not Own	8,000,000	Did Not Own	8,000,000
4446b	Tx Agriculture Finance Authority	0.17%	26-Aug-11	23-Jun-11	9,000,000	8,997,280	99.97	MCP	Did Not Own	8,997,280	Did Not Own	8,997,280
3566	T 3.625 05/15/13	3.63%	15-May-13	12-Jun-03	10,000,000	10,364,063	103.64	T	10,071,707	10,068,695	10,623,438	10,593,750
Total General Fund									62,858,466	87,970,071	63,410,197	88,495,127
Construction Fund												
	Commercial Paper Proceeds	0.00%	1-Jul-11	30-Jun-11	1,817	1,817	100.000	DDA	1,817	1,817	1,817	1,817
	Commercial Paper Proceeds (SEI)	0.00%	1-Jul-11	30-Jun-11	29	29	100.00	MMA	29	29	29	29
	Commercial Paper Proceeds(TexStar)	0.09%	1-Jul-11	30-Jun-11	6,514,839	6,514,839	100.00	LGIP	6,566,464	6,514,839	6,566,464	6,514,839
	Series 2008A Proceeds (Wells Fargo)	0.00%	1-Jul-11	30-Jun-11	60	60	100.00	DDA	60	60	60	60
	Series 2008B Proceeds (Wells Fargo)	0.00%	1-Jul-11	30-Jun-11	12	12	100.00	DDA	12	12	12	12
	Series 2008B DSR (Wells Fargo)	0.00%	1-Jul-11	30-Jun-11	1,857	1,857	100.00	DDA	2,651	1,857	2,651	1,857
	Series 2008B I&S (Wells Fargo)	0.00%	1-Jul-11	30-Jun-11	686	686	100.00	DDA	624	686	624	686
	Series 2008B DSR TexStar	0.09%	1-Jul-11	30-Jun-11	2,352,500	2,352,500	100.00	LGIP	2,352,500	2,352,500	2,352,500	2,352,500
	Series 2008B DSR SEI	0.05%	1-Jul-11	30-Jun-11	2,353,186	2,353,186	100.00	MMA	2,353,088	2,353,186	2,353,088	2,353,186
	Series 2009B Proceeds	0.09%	1-Jul-11	30-Jun-11	5,554,193	5,554,193	100.00	LGIP	14,004,819	5,554,193	14,004,819	5,554,193
	Series 2009 A&C Debt Serv Res	0.09%	1-Jul-11	30-Jun-11	3,875,134	3,875,134	100.00	LGIP	3,720,115	3,875,134	3,720,115	3,875,134
	Series 2009B/D and 2010A DSR	0.09%	1-Jul-11	30-Jun-11	2,712,385	2,712,385	100.00	LGIP	2,557,611	2,712,385	2,557,611	2,712,385
	Interest & Sinking Fund	0.09%	1-Jul-11	30-Jun-11	8,997,168	8,997,168	100.00	LGIP	6,924,706	8,997,168	6,924,706	8,997,168
Total Construction Fund									38,484,496	32,363,864	38,484,496	32,363,864
General Mobility Fund												
	TexStar Investment Pool GMP	0.09%	01-Jul-11	30-Jun-11	12,885,105	12,885,105	100.00	LGIP	19,775,792	12,885,105	19,775,792	12,885,105
	Williams Capital Govt. Fund GMP	0.01%	01-Jul-11	30-Jun-11	12,884,355	12,884,355	100.00	MMA	19,774,628	12,884,355	19,774,628	12,884,355
Total General Mobility Fund									39,550,421	25,769,459	39,550,421	25,769,459
Grand Total All Funds									140,893,382	146,103,395	141,445,113	146,628,450

**Metropolitan Transit Authority of Harris County Texas
General Mobility Escrow Activity Summary
For the Month Ended June 30, 2011**

Description		Escrow Funding	Disbursements from Escrow	Interest to General Fund	Interest Earned on Escrow Funds	Escrow Balance
Jun-11	Balance Forward	143,465,327	(103,916,221)	(11,337)	12,652	39,550,421
Jun-11	25% of Net Sales Tax Received (\$40,566,973.97 X 25%)	10,141,743				49,692,165
Jun-11	1/12 of FY 2011 Carryover Commitment (\$61,539,250 /12)	5,128,271				54,820,436
Jun-11	May 2011 City of Katy Congestion Mitigtion & Traffic Management		(366,794)			54,453,642
Jun-11	June 2011 Katy, Humble and Missouri City* Congestion Mitigtion & Traffic Management		-			54,453,642
Jun-11	City of Houston General Mobility Bridge / Barricade Program		(979,548)			54,453,642
	Bridge Replacement Program		(192,735)			
	CIP Street Projects		(3,849,501)			
	Concrete Street Repair Program		(1,819,856)			
	Freeway Lighting Program		(645,875)			
	Intersection Redesign Program		(1,029,435)			
	Manchester & Japhet Paving		(2,066,920)			
	Pavement Marking Program		(354,900)			
	Safe Clear Program		(734,131)			
	Signal Maintenance Program		(706,875)			
	Special City Projects (Misc Overlays)		(3,271,080)			
	Street Reconstruction Program		(2,703,750)			
	Traffic Signal Management		(1,713,450)			
	Traffic Signal Maintenance Program		(2,796,300)			
	West Bellfort (Wilcrest to Kirkwood)		(3,625,974)			
	RCTSS Wireless Communications		(34,714)			27,928,599
Jun-11	Reimburse General Fund for overdeposit of 25% of Rebates due Reliant Center, Baybrook Mall and the Sports Authority	(445,572)				27,483,027
Jun-11	METRO Managed Projects Katy / Ft. Bend Road		(359,923)			
	Freeway Incident Management (MAP)		(420,262)			
	Program Management & Support		(12,406)			26,690,436
Jun-11	Interest Earned			(1,313)	844	26,689,966
Jun-11	Escrow to Date	158,289,770	(131,600,649)	(12,650)	13,495	26,689,966

General Mobility Program

Political Jurisdictions of Projects Funded in June 2011

Project	Invoiced Amount	City Council District	County Precinct	State Representative District	State Senate District	U.S. Congressional District
<u>City of Houston Projects / Programs</u>						
Bellfort: Wilcrest to Kirkwood	\$26,688.68	F	N/A	149	13	9
Bridge / Barricade Program	\$979,548.16	ALL	N/A	ALL	ALL	ALL
Bridge Replacement Program	\$192,734.59	ALL	N/A	ALL	ALL	ALL
Buffalo Speedway: Holmes to Airport	\$31,880.50	D	N/A	131	13	9
Buffalo Speedway: West Bellfort to Willowbend	\$17,859.32	C	N/A	146	13	9
Bunker Hill: IH-10 Feeder to Long Point	\$3,689.00	A	N/A	138	15	7
Citywide Overlay Project - Construction	\$97,199.12	ALL	N/A	ALL	ALL	ALL
Citywide Overlay Project - Design	\$1,671.97	ALL	N/A	ALL	ALL	ALL
Concrete Street Repair Program	\$1,819,856.12	ALL	N/A	ALL	ALL	ALL
Cook Road: Bellaire to Bissonnett	\$8,745.03	F	N/A	133, 149	13	9
Freeway Lighting Program	\$645,875.00	ALL	N/A	ALL	ALL	ALL
Hayes Street: Westheimer to Lakeside Place	\$4,869.69	G	N/A	133	7	7
Hillcroft: US59 to Bellaire	\$252,173.29	C, F	N/A	137	17	9
Intersection Redesign Program	\$1,029,435.00	ALL	N/A	ALL	ALL	ALL
Lockwood: Bennington to Tidwell	\$1,436,115.52	B	N/A	141	13	18
Manchester & Japhet Paving	\$2,066,920.00	ALL	N/A	ALL	ALL	ALL
Market Street: Lockwood to Wayside	\$10,301.34	H	N/A	142, 143	6, 13	18, 29
Market Street: McCarty to Wayside	\$81,072.94	I	N/A	143	6	29
Mercury Drive: US90 to Wallisville	\$106,017.78	B, I	N/A	142	6, 15	29
Monroe: Fuqua to Beltway 8	\$33,222.22	E	N/A	144, 147	6, 11	22
NSR 444 Street Reconstruction	\$329,792.05	ALL	N/A	ALL	ALL	ALL
Parker Road: Airline to Hardy Toll Road	\$1,012,691.81	H	N/A	140	6	29
Pavement Marking Program	\$354,900.00	ALL	N/A	ALL	ALL	ALL
RCTSS Wireless Communications	\$34,713.59	ALL	N/A	ALL	ALL	ALL
Safe Clear Program	\$734,131.23	ALL	N/A	ALL	ALL	ALL
Signal Maintenance Program	\$706,875.00	ALL	N/A	ALL	ALL	ALL
Special City Projects (Misc Overlays)	\$3,271,079.69	ALL	N/A	ALL	ALL	ALL
Street Reconstruction Program	\$2,703,749.70	ALL	N/A	ALL	ALL	ALL
Traffic Signal Maintenance Program	\$2,796,300.00	ALL	N/A	ALL	ALL	ALL
Traffic Signal Management / ITS	\$2,026,541.48	ALL	N/A	ALL	ALL	ALL
West Bellfort (Wilcrest to Kirkwood)	\$3,625,974.00	ALL	N/A	ALL	ALL	ALL
Wilcrest: US59 to Beechnut	\$82,419.03	F	N/A	132	13	9, 13
Total - City of Houston Projects / Programs	\$26,525,042.85					