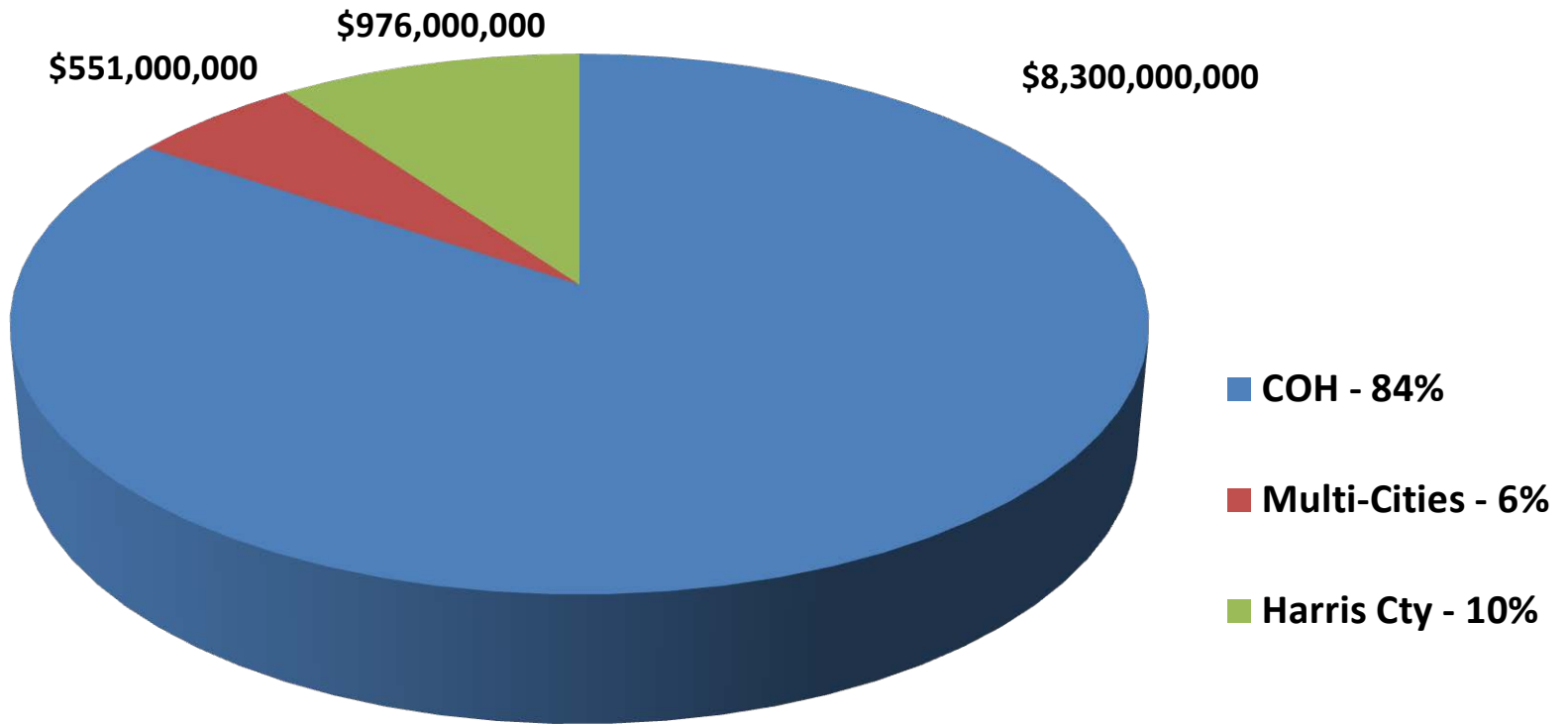


TOTAL METRO SALES TAX REVENUES

FY 1988 - Projected FY 2014

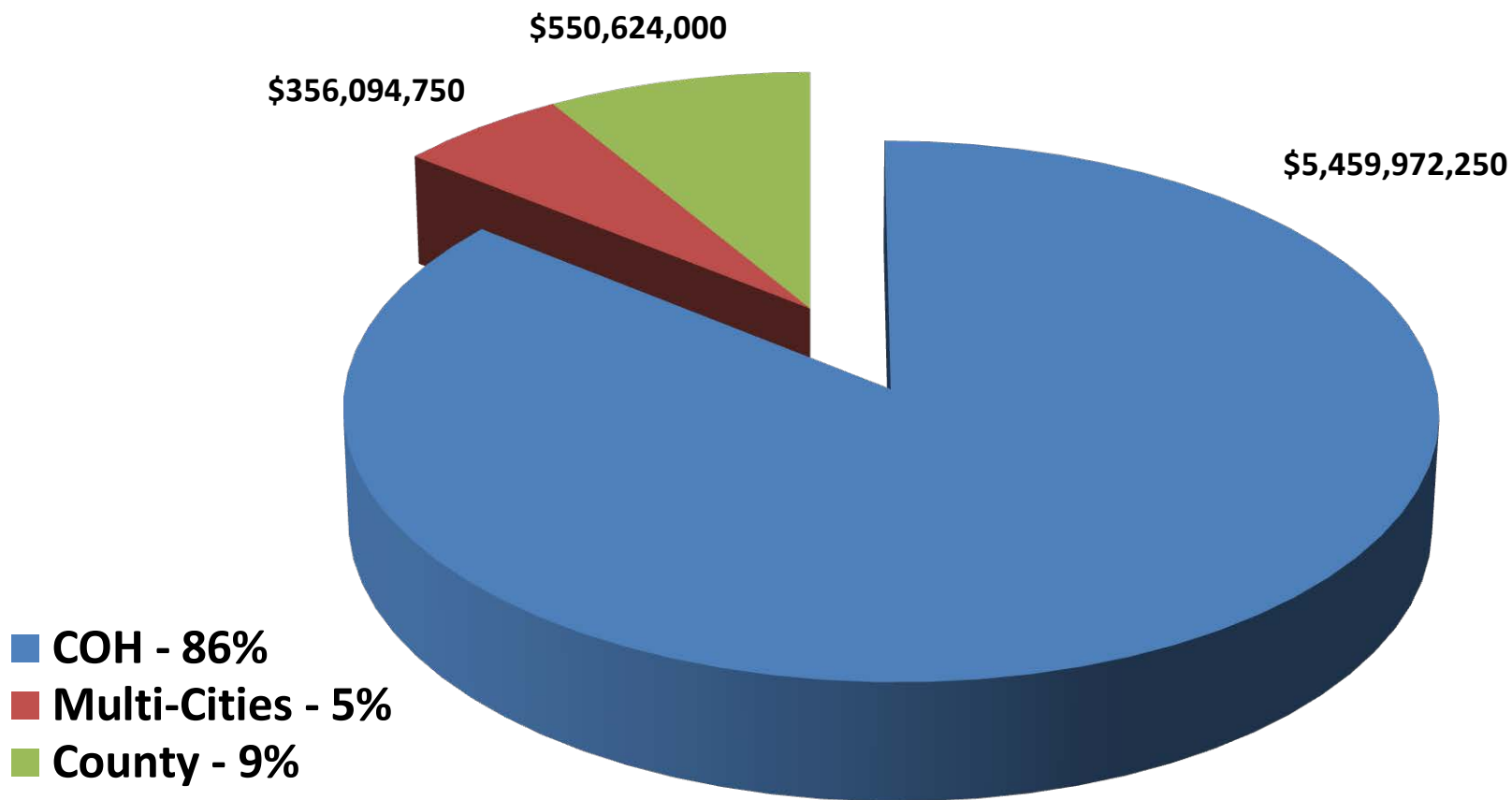


**COH Infrastructure Improvements
Paid by Metro outside of GMP:**

Downtown Streets	\$500,000,000
HOV & Street Light Synchronization	\$600,000,000
Rail Line Investment	
Main Street	\$433,000,000
North Line	\$756,000,000
Southeast Line	\$823,000,000
East Line	\$587,000,000
Hughes	<u>\$ 35,000,000</u>
Sub-total	\$3,734,000,000
COH GMP:	<u>\$1,725,972,250</u>
TOTAL COH INFRASTRUCTURE & GMP	<u>\$5,459,972,250</u>
<u>AS COMPARED TO:</u>	
HARRIS COUNTY GMP	<u>\$ 550,624,000</u>
MULTI-CITIES GMP	<u>\$ 356,094,750</u>

TOTAL METRO INFRASTRUCTURE IMPROVEMENTS AND GMP PAYMENTS

FY 1988-Projected FY 2014



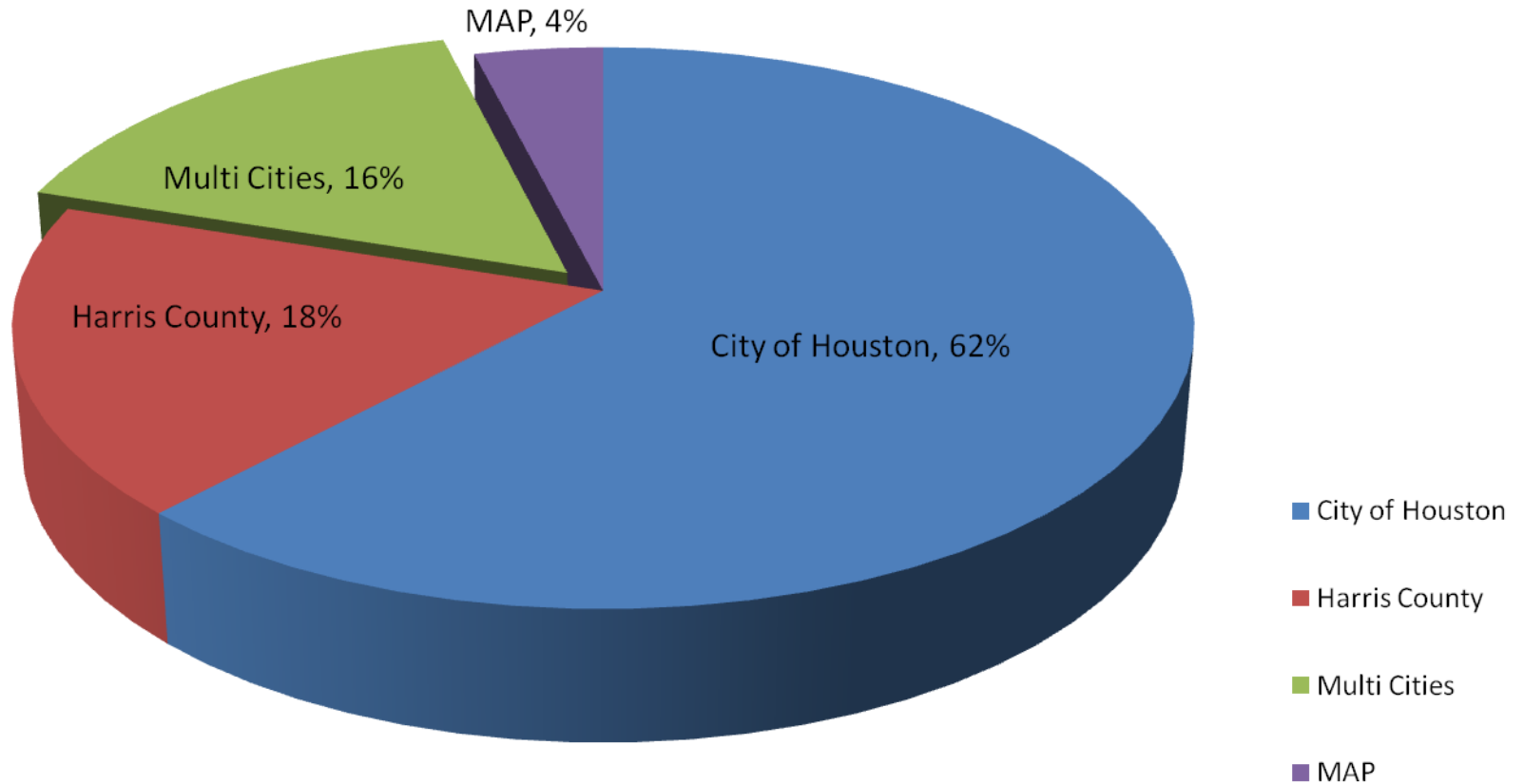
METRO DEBT

	<u>COH</u>	<u>Harris Cty.</u>	<u>Multi-Cities</u>
Bonds for Rail:	\$ 799.1 Million	\$ 0	\$ 0
Projected Bond Interest	\$ 725.3 Million	\$ 0	\$ 0
 \$190 Million Commercial Paper:			
GMP	\$ 123.75 Million	\$41.25 Million	\$3.5 Million
Intermodal Station	\$ 20.6 Million	\$ 0	\$ 0
Legal Issuance Costs	\$ 900 Thousand		

Sales Tax Revenue Collections by Metro FY 1988 – Projected FY 2014

	Total Estimated Sales Tax Collections	Committed Per Dollar As Reported By Metro	Actual Committed Per Dollar of Infrastructure & GMP Payments
City of Houston	\$8.3 Billion	\$.20	\$.66
Harris County	\$976 Million	\$.55	\$.55
Multi-Cities	\$551 Million	\$.65	\$.65

Distribution of 25% of METRO Budget General Mobility Program Payments (Present)



Distribution of 25% of METRO Budget General Mobility Program Payments-Multi-Cities(Proposed Reduction)

