

METRO

INVESTMENT REPORT

ALL FUNDS

MAY 2015


**Metropolitan Transit Authority of Harris County
Investment Report
For the Month Ended May 31, 2015
Portfolio Summary Management Report**

The following is a summary of METRO's Investment Portfolios:


Fund:	General	Construction	General Mobility
Prior Month End Book Value	262,772,624	49,794,536	69,628,260
Current Month End Book Value	260,709,116	78,048,752	75,409,715
Change	(2,063,508)	28,254,216	5,781,455
Prior Month End Market Value*	262,745,843	49,794,536	69,628,260
Current Month End Market Value*	260,697,396	78,048,752	75,409,715
Change	(2,048,447)	28,254,216	5,781,455
Interest Receivable	46,908	0	0
Weighted Average Days Outstanding	59	1	1
Weighted Average Years Outstanding	0.16	0.00	0.00
Yield	0.106%	0.064%	0.064%
Benchmark Yield	0.003%	0.011%	0.008%
Yield Over / <Under> Benchmark	0.103%	0.053%	0.056%
TexStar Wtd Avg. Days Outstanding (1	52	52	52
TxTerm Weighted Days Outstanding	45.5	45.5	46

* Change in Market Value is presented in accordance with the Public Funds Investment Act and primarily reflects receipts, expenditures, securities purchases and maturities and changes in the marketability of securities held at the end of the period.


All Funds are managed in full compliance with the Public Funds Investment Act, the Investment Policy and Strategy of the Metropolitan Transit Authority of Harris County and under the safety parameters set by the Board of Directors.



Debbie Sechler, Chief Financial Officer



Philip M. Brenner, Director of OMB



George Fotinos, Manager, Debt Service & Investments

(1) This weighted average maturity calculation for TexStar uses the SEC Rule 2a-7 definition for stated maturity for any floating rate instrument held in the portfolio to determine the weighted average maturity for the pool. This Rule specifies that a variable rate instrument to be paid in 397 calendar days or less shall be deemed to have a maturity equal to the period remaining until the next readjustment of the interest rate.

Metropolitan Transit Authority of Harris County
Monthly Changes in Position
For the Month Ended May 31, 2015

No.	Description	Coupon	Rating	Maturity	Purchase	Par	Cost	Price	YTM	Type	Book Value		Market Value		
											4/30/2015	5/31/2015	4/30/2015	5/31/2015	
General Fund															
	Chase Master Acct			1-Jun-15	31-May-15	2,245,106	2,245,106	100.00	n/a	DDA	5,211,029	2,245,106	5,211,029	2,245,106	
	Wells Fargo Master Account			1-Jun-15	31-May-15	13,316,665	13,316,665	101.00	n/a	DDA	-	13,316,665	-	13,316,665	
	Wells Fargo HOT Lanes			1-Jun-15	31-May-15	66,776	66,776	100.00	n/a	DDA	709,166	66,776	709,166	66,776	
	Wells Fargo Custody Cash			1-Jun-15	31-May-15	36,364	36,364	MMA	n/a	MMA	-	36,364	-	36,364	
	TexStar Investment Pool	0.0643%	AAAm	1-Jun-15	31-May-15	43,066,630	43,066,630	100.00	0.064%	LGIP	54,886,538	43,066,630	54,886,538	43,066,630	
	Texas TERM	0.0856%	AAAm	1-Jun-15	31-May-15	100,008,242	100,008,242	99.00	0.086%	LGIP	100,000,939	100,008,242	100,000,939	100,008,242	
4562	Dallas Area Rapid Transit	0.0600%	A-1+/P-1	6-May-15	05-Feb-15	5,000,000	5,000,000	100.00	0.060%	MCP	5,000,000	Matured/Called	5,000,000	Matured / Sold	
4565	Dallas Area Rapid Transit	0.0900%	A-1+/P-1	10-Sep-15	06-May-15	5,000,000	5,000,000	100.00	0.090%	MCP	Did Not Own	5,000,000	Did Not Own	5,000,000	
4563	City of Houston	0.0700%	A-1/F-1/P-1	12-May-15	10-Feb-15	10,000,000	10,000,000	100.00	0.070%	MCP	10,000,000	Matured/Called	10,000,000	Matured / Sold	
4566	City of Houston	0.0700%	A-1/F-1/P-1	11-Jun-15	12-May-15	10,000,000	10,000,000	100.00	0.070%	MCP	Did Not Own	10,000,000	Did Not Own	10,000,000	
4560	San Antonio Water System	0.1300%	P1/A-1+/F1+	19-May-15	25-Nov-14	5,000,000	5,000,000	100.00	0.130%	MCP	5,000,000	Matured/Called	5,000,000	Matured / Sold	
4567	San Antonio Water System	0.0800%	P1/A-1+/F1+	8-Jul-15	19-May-15	5,000,000	5,000,000	100.00	0.080%	MCP	Did Not Own	5,000,000	Did Not Own	5,000,000	
4564	City of Houston	0.0600%	A-1/F-1/P-1	28-May-15	25-Feb-15	10,000,000	10,000,000	100.00	0.060%	MCP	10,000,000	Matured/Called	10,000,000	Matured / Sold	
4568	City of Houston	0.1400%	A-1/F-1/P-1	15-Jul-15	28-May-15	10,000,000	10,000,000	100.00	0.140%	MCP	Did Not Own	10,000,000	Did Not Own	10,000,000	
3CD14	East West Bank CD	0.3500%	Coll = Aaa	29-May-15	27-Feb-15	10,000,000	10,000,000	100.00	0.350%	MCP	10,000,000	Matured/Called	10,000,000	Matured / Sold	
3CD15	East West Bank CD	0.3500%	Coll = Aaa	26-Aug-15	29-May-15	10,000,000	10,000,000	100.00	0.350%	MCP	Did Not Own	10,000,000	Did Not Own	10,000,000	
4557	FHLB 0.20 09/18/15	0.2000%	Aaa/AA+	18-Sep-15	25-Aug-14	5,000,000	4,999,300	99.99	0.213%	A	4,999,748	4,999,804	4,999,250	5,000,050	
4559	FHLB 0.18 09/22/15	0.1800%	Aaa	22-Sep-15	26-Sep-14	15,000,000	14,998,137	99.99	0.193%	A	14,999,257	14,999,417	14,996,250	14,998,500	
4549	FFCB 0.30 12/17/15	0.3000%	Aaa	17-Dec-15	13-May-14	12,000,000	12,008,400	100.07	0.256%	A	12,003,314	12,002,867	11,999,280	11,998,080	
4561	FAMCDN 0.32 12/22/15	0.3200%		22-Dec-15	24-Dec-14	15,000,000	14,951,600	99.68	0.325%	A	14,968,667	14,972,800	14,981,342	14,986,032	
4551	FFCB 0.39 5/27/16	0.3900%	Aaa	27-May-16	27-May-14	15,000,000	14,988,750	99.93	0.428%	A	14,993,967	14,994,444	14,962,050	14,974,950	
Total General Fund											262,772,624	260,709,116	262,745,843	260,697,396	
Construction Fund															
	Interest & Sinking Fund 2008B (Wells Fargo)			1-May-15	30-Apr-15	15,819	15,562	100.00	n/a	DDA	15,562	15,819	15,562	15,819	
	Series 2008B DSR (TexStar)	0.0701%	AAAm	1-May-15	30-Apr-15	4,706,095	4,706,095	100.00	0.0701%	LGIP	4,706,095	4,706,095	4,706,095	4,706,095	
	Sales & Use Tax Bonds DSR (TexStar)	0.0701%	AAAm	1-May-15	30-Apr-15	20,922,901	20,921,758	100.00	0.0701%	LGIP	20,921,758	20,922,901	20,921,758	20,922,901	
	Contractual Obligations DSR (TexStar)	0.0701%	AAAm	1-May-15	30-Apr-15	8,223,924	8,223,475	100.00	0.0701%	LGIP	8,223,475	8,223,924	8,223,475	8,223,924	
	Interest & Sinking Fund (2009 & 2010) (TexStar)	0.0701%	AAAm	1-May-15	30-Apr-15	9,289,702	7,254,557	100.00	0.0701%	LGIP	7,254,557	9,289,702	7,254,557	9,289,702	
	Interest & Sinking Fund 2011A (TexStar)	0.0701%	AAAm	1-May-15	30-Apr-15	6,392,942	3,833,416	100.00	0.0701%	LGIP	3,833,416	6,392,942	3,833,416	6,392,942	
	Interest & Sinking Fund 2011B (TexStar)	0.0701%	AAAm	1-May-15	30-Apr-15	2,286,653	1,840,900	100.00	0.0701%	LGIP	1,840,900	2,286,653	1,840,900	2,286,653	
	Interest & Sinking Fund 2014 (TexStar)	0.0701%	AAAm	1-May-15	30-Apr-15	4,042,752	2,998,773	100.00	0.0701%	LGIP	2,998,773	4,042,752	2,998,773	4,042,752	
	Proceeds Fund 2014 (TexStar)	0.0701%	AAAm	1-May-15	30-Apr-15	22,167,964	-	100.00	0.0701%	LGIP	-	22,167,964	-	22,167,964	
Total Construction Fund											49,794,536	78,048,752	49,794,536	78,048,752	
General Mobility Fund															
	TexStar Investment Pool GMP	0.0643%	AAAm	1-Jun-15	31-May-15	75,409,715	75,409,715	100.00	0.064%	LGIP	69,628,260	75,409,715	69,628,260	75,409,715	
Total General Mobility Fund											69,628,260	75,409,715	69,628,260	75,409,715	
Grand Total All Funds											382,195,420	414,167,583	382,168,639	414,155,863	

Notes:

- AAA is the highest long-term rating. A-1+ is the highest short term rating.
- DDA: Demand Deposit Account
- LGIP: Local Government Investment Pool
- MB: Municipal Bond
- MCP: Municipal Commercial Paper
- CD: Certificate of Deposit
- A: U. S. Agency & Instrumentality Bond
- MMA: Money Market Account

**Metropolitan Transit Authority of Harris County Texas
General Mobility Escrow Activity Summary
As of May 31, 2015**

Description	FY2015 Year to Date				Escrow Balance
	Escrow Funding	Disbursements from Escrow	Interest to General Fund	Interest Earned on Escrow Funds	
May-15 Escrow Balance Forward	101,787,487	(105,222,307)	(21,287)	23,710	69,628,259.98
May-15 Net Sales Tax Received (((Net Sales Tax X 25%)-FY2014 Mar GMP)/2)+FY2014 Mar GMP) ((((\$66,796,051.64 X 25% - \$15,544,128.32)/2) + \$15,544,128.32)	16,121,571				85,749,830.59
May-15 City of Houston See attached for details		(10,344,212)			75,405,618.86
May-15 Interest Earned				4,097	75,409,715.36
May-15 Escrow - Fiscal Year to Date	117,909,058	(115,566,519)	(21,287)	27,807	75,409,715.36

General Mobility Program

Political Jurisdictions of Projects Funded in May 2015

<u>City of Houston Projects</u>	<u>Invoiced Amount</u>	<u>City Council District</u>
16th Period: Street Reconstruction Program #3	\$ 4,084,600.20	All
16th Period: Special City Projects #3	1,741,521.45	All
16th Period: Concrete Street Repair Program #3	1,624,684.57	All
16th Period: Traffic Signal Maintenance Extended #3	796,835.00	All
16th Period: Sign Maintenance Program #3	726,382.00	All
16th Period: Bridge Replacement / Special Projects #3	658,563.75	All
16th Period: Pavement Marking Maintenance Project #3	655,200.00	All
10th Period: Traffic Signal Management Program/ ITS	56,424.76	All
	<u>\$ 10,344,211.73</u>	