

METRO

INVESTMENT REPORT

ALL FUNDS

AUGUST 2014


**Metropolitan Transit Authority of Harris County
Investment Report
For the Month Ended August 31, 2014
Portfolio Summary Management Report**

The following is a summary of METRO's Investment Portfolios:

<u>Fund:</u>	<u>General</u>	<u>Construction</u>	<u>General Mobility</u>
Prior Month End Book Value	237,093,012	129,073,397	71,342,208
Current Month End Book Value	233,147,275	118,023,056	67,404,555
Change	(3,945,738)	(11,050,341)	(3,937,653)
Prior Month End Market Value*	236,989,526	129,073,397	71,342,208
Current Month End Market Value*	233,084,005	118,023,056	67,404,555
Change	(3,905,520)	(11,050,341)	(3,937,653)
Interest Receivable	60,767	0	0
Weighted Average Days Outstanding	91	1	1
Weighted Average Years Outstanding	0.25	0.00	0.00
Yield	0.171%	0.035%	0.035%
Benchmark Yield	0.017%	0.018%	0.010%
Yield Over / <Under> Benchmark	0.154%	0.017%	0.025%
LGIP Wtd Avg. Days Outstanding (1)	52	52	52

* Change in Market Value is presented in accordance with the Public Funds Investment Act and primarily reflects receipts, expenditures, securities purchases and maturities and changes in the marketability of securities held at the end of the period.


All Funds are managed in full compliance with the Public Funds Investment Act, the Investment Policy and Strategy of the Metropolitan Transit Authority of Harris County and under the safety parameters set by the Board of Directors.




Debbie Sechler, Chief Financial Officer



Phil Nguyen, Directory of Treasury Services



Daniel Weber, Manager of Banking, Investments & Debt Services



Philip M. Brenner, Budget Director

(1) This weighted average maturity calculation for TexStar uses the SEC Rule 2a-7 definition for stated maturity for any floating rate instrument held in the portfolio to determine the weighted average maturity for the pool. This Rule specifies that a variable rate instrument to be paid in 397 calendar days or less shall be deemed to have a maturity equal to the period remaining until the next readjustment of the interest rate.

**Metropolitan Transit Authority of Harris County
Monthly Changes in Position
For the Month Ended August 31, 2014**

No.	Description	Coupon	Rating	Maturity	Purchase	Par	Cost	Price	YTM	Type	Book Value		Market Value	
											7/31/2014	8/31/2014	7/31/2014	8/31/2014
General Fund														
	JPMorgan Chase Master			1-Sep-14	31-Aug-14	3,455,311	3,455,311	100.00	n/a	DDA	3,315,223	3,455,311	3,315,223	3,455,311
	JPMorgan Chase HOT Lanes			1-Sep-14	31-Aug-14	531,872	531,872	100.00	n/a	DDA	63,463	531,872	63,463	531,872
	TexStar Investment Pool	0.0000%	AAAm	1-Sep-14	31-Aug-14	156,167,022	156,167,022	100.00	0.000%	LGIP	139,662,580	156,167,022	139,662,580	156,167,022
4550	Dallas Area Rapid Transit	0.0900%	A-1+/P-1/F1+	11-Aug-14	13-May-14	5,000,000	5,000,000	100.00	0.090%	MCP	5,000,000	Matured/Called	5,000,000	Matured/Called
4553	City of Houston GO - Series G	0.0800%	A-1+/F-1	12-Aug-14	05-Jun-14	5,000,000	5,000,000	100.00	0.080%	MCP	5,000,000	Matured/Called	5,000,000	Matured/Called
4533	State of Connecticut	0.2810%	Aa3/AA	15-Aug-14	29-Aug-13	5,000,000	5,000,000	100.00	0.281%	MB	5,000,000	Matured/Called	5,000,000	Matured/Called
4552	Scorro ISD	0.0800%	Aaa / AAA	15-Aug-14	02-Jul-14	1,040,000	1,040,000	100.00	0.080%	MB	1,040,000	Matured/Called	1,040,000	Matured/Called
4556	City of Houston GO - Series G	0.0700%	A-1+/F-1	19-Aug-14	12-Aug-14	5,000,000	5,000,000	100.00	0.070%	MCP	Did Not Own	Matured/Called	Did Not Own	Matured/Called
4534	Texas Tax Revenue Anticipation	2.0000%	MIG1/SP1+/F1+	28-Aug-14	03-Sep-13	15,000,000	15,266,400	101.78	0.190%	MB	15,020,036	Matured/Called	15,017,850	Matured/Called
EWBCD11	East West Bank Certificate	0.3000%	Coll = Aaa	31-Aug-14	02-Jun-14	10,000,000	10,000,000	100.00	0.300%	CD	10,000,000	Matured/Called	10,000,000	Matured/Called
4526	Harris County General Oblig.	0.0000%	Aaa / AAA	1-Oct-14	12-Jul-13	6,000,000	5,978,100	99.64	0.300%	MB	5,997,005	5,998,527	5,998,320	5,999,280
4554	San Antonio Water System	0.1000%	A-1+/F-1	24-Nov-14	28-Jul-14	5,000,000	5,000,000	100.00	0.100%	MCP	5,000,000	5,000,000	5,000,000	5,000,000
EWBCD12	East West Bank Certificate	0.3000%	Coll = Aaa	29-Nov-14	31-Aug-14	10,000,000	10,000,000	100.00	0.300%	CD	Did Not Own	10,000,000	Did Not Own	10,000,000
4501	FFCB 0.25 12/24/14	0.2500%	Aaa	24-Dec-14	28-Dec-12	15,000,000	14,988,450	99.92	0.289%	A	14,997,693	14,998,186	14,988,300	15,007,200
4555	Dallas Area Rapid Transit	0.1000%	A-1+/P-1	5-Feb-15	12-Aug-14	5,000,000	5,000,000	100.00	0.100%	MCP	Did Not Own	5,000,000	Did Not Own	5,000,000
4557	FHLB 0.20 09/18/15	0.2000%	Aaa/AA+	18-Sep-15	25-Aug-14	5,000,000	4,999,300	99.99	0.213%	A	Did Not Own	4,999,313	Did Not Own	4,999,850
4549	FFCB 0.30 12/17/15	0.3000%	Aaa	17-Dec-15	13-May-14	12,000,000	12,008,400	100.07	0.256%	A	12,007,247	12,006,801	11,980,440	11,994,120
4551	FFCB 0.39 5/27/16	0.3900%	Aaa	27-May-16	27-May-14	15,000,000	14,988,750	99.93	0.428%	A	14,989,766	14,990,243	14,923,350	14,929,350
											237,093,012	233,147,275	236,989,526	233,084,005
Construction Fund														
	Interest & Sinking Fund 2008B (Wells Fargo)			1-Aug-14	31-Jul-14	13,869	13,869	100.00	n/a	DDA	13,869	14,009	13,869	14,009
	Series 2008B DSR (TexStar)	0.0350%	AAAm	1-Aug-14	31-Jul-14	4,706,095	4,706,095	100.00	0.0323%	LGIP	4,706,095	4,706,095	4,706,095	4,706,095
	Sales & Use Tax Bonds DSR (TexStar)	0.0350%	AAAm	1-Aug-14	31-Jul-14	20,063,760	20,063,760	100.00	0.0323%	LGIP	20,063,760	20,489,612	20,063,760	20,489,612
	Contractual Obligations DSR (TexStar)	0.0350%	AAAm	1-Aug-14	31-Jul-14	8,073,976	8,073,976	100.00	0.0323%	LGIP	8,073,976	8,147,489	8,073,976	8,147,489
	Interest & Sinking Fund (2009 & 2010) (TexStar)	0.0350%	AAAm	1-Aug-14	31-Jul-14	11,300,370	11,300,370	100.00	0.0324%	LGIP	11,300,370	13,334,366	11,300,370	13,334,366
	Interest & Sinking Fund 2011A (TexStar)	0.0350%	AAAm	1-Aug-14	31-Jul-14	5,762,281	5,762,281	100.00	0.0325%	LGIP	5,762,281	7,683,372	5,762,281	7,683,372
	Interest & Sinking Fund 2011B (TexStar)	0.0350%	AAAm	1-Aug-14	31-Jul-14	3,103,640	3,103,640	100.00	0.0324%	LGIP	3,103,640	3,549,076	3,103,640	3,549,076
	Interest & Sinking Fund 2014 (TexStar)	0.0350%	AAAm	1-Aug-14	31-Jul-14	1,714,249	1,714,249	100.00	0.0325%	LGIP	1,714,249	2,285,710	1,714,249	2,285,710
	Cost of Issuance Fund 2014 (TexStar)	0.0350%	AAAm	1-Aug-14	31-Jul-14	49,806	49,806	100.00	0.0324%	LGIP	49,806	49,808	49,806	49,808
	Proceeds Fund 2014 (TexStar)	0.0350%	AAAm	1-Aug-14	31-Jul-14	74,285,351	74,285,351	100.00	0.0321%	LGIP	74,285,351	57,763,519	74,285,351	57,763,519
	Total Construction Fund										129,073,397	118,023,056	129,073,397	118,023,056
General Mobility Fund														
	TexStar Investment Pool GMP	0.0350%	AAAm	1-Sep-14	31-Aug-14	67,403,783	67,403,783	100.00	0.000%	LGIP	71,341,436	67,403,783	71,341,436	67,403,783
	Williams Capital Govt. Fund GMP		AAAm	1-Sep-14	31-Aug-14	772	772	100.00	0.000%	MMA	772	772	772	772
	Total General Mobility Fund										71,342,208	67,404,555	71,342,208	67,404,555
Grand Total All Funds											437,508,617	418,574,885	437,405,130	418,511,616

Note: AAA is the highest long-term rating. A-1+ is the highest short term rating.

**Metropolitan Transit Authority of Harris County Texas
General Mobility Escrow Activity Summary
As of August 31, 2014**

Description	FY2014 Year to Date				Escrow Balance
	Escrow Funding	Disbursements from Escrow	Interest to General Fund	Interest Earned on Escrow Funds	
Aug-14 Escrow Balance Forward	121,457,016	(112,512,159)	(19,940)	21,433	71,342,208
Aug-14 25% of Net Sales Tax Received (\$62,148,358.72 X 25%)	15,537,090				86,879,298
Aug-14 City of Houston See attached for details		(11,370,248)			75,509,050
Aug-14 Harris County See attached for details		(6,950,000)			68,559,050
Aug-14 City of Katy, Humble & Missouri City * Monthly Congestion Mitigation and Traffic Management		(1,156,589)			67,402,461
Aug-14 Interest Earned				2,093	67,404,555
Aug-14 Escrow - Fiscal Year to Date	136,994,106	(131,988,995)	(19,940)	23,526	67,404,555

* Checks to Katy, Humble and Missouri City for the month of July and August were outstanding as of August 31 2014

