

METRO

INVESTMENT REPORT

ALL FUNDS

JULY 2013


**Metropolitan Transit Authority of Harris County
Investment Report
For the Month Ended July 31, 2013
Portfolio Summary Management Report**

The following is a summary of METRO's Investment Portfolios:

<u>Fund:</u>	<u>General</u>	<u>Construction</u>	<u>General Mobility</u>
Prior Month End Book Value	265,357,822	46,102,842	53,321,986
Current Month End Book Value	238,981,328	49,113,395	46,993,542
Change	(26,376,494)	3,010,553	(6,328,444)
Prior Month End Market Value*	265,375,859	46,102,842	53,321,986
Current Month End Market Value*	238,987,063	49,113,395	46,993,542
Change	(26,388,797)	3,010,553	(6,328,444)
Interest Receivable	422,215	0	0
Weighted Average Days Outstanding	80	1	1
Weighted Average Years Outstanding	0.22	0.00	0.00
Yield	0.323%	0.049%	0.049%
Benchmark Yield	0.038%	0.036%	0.022%
Yield Over / <Under> Benchmark	0.285%	0.013%	0.027%
LGIP Wtd Avg. Days Outstanding (1)	52	52	52

* Change in Market Value is presented in accordance with the Public Funds Investment Act and primarily reflects receipts, expenditures, securities purchases and maturities and changes in the marketability of securities held at the end of the period.

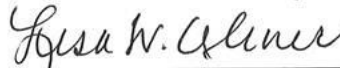
All Funds are managed in full compliance with the Public Funds Investment Act, the Investment Policy and Strategy of the Metropolitan Transit Authority of Harris County and under the safety parameters set by the Board of Directors.




Debbie Sechler, Sr. Vice President and Chief Financial Officer



Phil Nguyen, Directory of Treasury Services



Lisa W. Oliver, Manager of Banking, Investment and Debt Services



Philip Brenner, Director of Budget Services

(1) This weighted average maturity calculation for TexStar uses the SEC Rule 2a-7 definition for stated maturity for any floating rate instrument held in the portfolio to determine the weighted average maturity for the pool. This Rule specifies that a variable rate instrument to be paid in 397 calendar days or less shall be deemed to have a maturity equal to the period remaining until the next readjustment of the interest rate.

Metropolitan Transit Authority of Harris County
Monthly Changes in Position
For the Month Ended July 31, 2013

No.	Description	Coupon	Rating	Maturity	Purchase	Par	Cost	Price	YTM	Type	Book Value		Market Value	
											6/30/2013	7/31/2013	6/30/2013	7/31/2013
General Fund														
	JPMorgan Chase Master			1-Aug-13	31-Jul-13	2,482,772	2,482,772	100.00	n/a	DDA	2,553,725	2,482,772	2,553,725	2,482,772
	JPMorgan Chase HOT Lanes			1-Aug-13	31-Jul-13	310,767	310,767	100.00	n/a	DDA	572,868	310,767	572,868	310,767
	TexStar Investment Pool	0.048%	AAAm	1-Aug-13	31-Jul-13	83,820,641	83,820,641	100.00	0.048%	LGIP	115,815,948	83,820,641	115,815,948	83,820,641
4522	Tx Dept of Econ Development	0.100%	A-1+/P-1	8-Jul-13	06-Jun-13	15,000,000	14,998,667	99.99	0.100%	MCP	14,999,708	Matured/Called	14,998,667	Matured/Called
4523	South Carolina Public Services	0.160%	A-1+/P-1/F1+	16-Jul-13	07-Jun-13	8,400,000	8,400,000	100.00	0.160%	MCP	8,400,000	Matured/Called	8,400,000	Matured/Called
4516	Tx Agriculture Finance Authority	0.150%	A-1+/P-1	24-Jul-13	10-Apr-13	9,000,000	8,996,063	99.96	0.150%	MCP	8,999,138	Matured/Called	8,996,063	Matured/Called
4515	San Antonio Water System	0.170%	A-1+/P-1/F1+	7-Aug-13	04-Apr-13	10,000,000	10,000,000	100.00	0.170%	MCP	10,000,000	10,000,000	10,000,000	10,000,000
4519	City of Houston GO - Series G	0.170%	A-1+/F-1	7-Aug-13	16-May-13	5,000,000	5,000,000	100.00	0.170%	MCP	5,000,000	5,000,000	5,000,000	5,000,000
4525	Tx Dept of Econ Development	0.100%	A-1+/P-1	9-Aug-13	08-Jul-13	15,000,000	14,998,667	99.99	0.100%	MCP	Did Not Own	14,999,667	Did Not Own	14,999,667
4520	Dallas Area Rapid Transit	0.140%	A-1+/P-1/F1+	15-Aug-13	21-May-13	5,000,000	5,000,000	100.00	0.140%	MCP	5,000,000	5,000,000	5,000,000	5,000,000
4528	Tx Agriculture Finance Authority	0.120%	A-1+/P-1	21-Aug-13	24-Jul-13	9,000,000	8,999,160	99.99	0.120%	MCP	Did Not Own	8,999,400	Did Not Own	8,999,160
4486	Tx Tax Rev Anticipation Notes	2.500%	MIG1/ SP-1+/F1+	30-Aug-13	30-Aug-12	15,000,000	15,342,750	102.29	0.210%	MB	15,056,343	15,027,232	15,063,000	15,029,100
4507	North Texas Tollway Authority	2.441%	SP-1+/F1+	1-Sep-13	08-Feb-13	760,000	769,462	101.25	0.230%	MB	762,862	761,431	762,516	761,391
EWBCD7	East West Bank Certificate	0.350%	Coll = Aaa	5-Sep-13	07-Jun-13	10,000,000	10,000,000	100.00	0.350%	CD	10,000,000	10,000,000	10,000,000	10,000,000
4527	South Carolina Public Services	0.140%	A-1+/P-1/F1+	5-Sep-13	16-Jul-13	8,400,000	8,400,000	100.00	0.140%	MCP	Did Not Own	8,400,000	Did Not Own	8,400,000
4490	FHLB 0.125 09/25/13	0.125%	Aaa	25-Sep-13	25-Sep-12	16,000,000	15,986,102	99.91	0.212%	A	15,996,725	15,997,906	16,000,640	16,001,920
4521	FHLB 0.375 11/27/13	0.375%	Aaa	27-Nov-13	29-May-13	5,100,000	5,106,615	100.13	0.113%	A	5,105,414	5,104,289	5,105,712	5,105,355
4524	FHLB 3.125 12/13/13	3.125%	Aaa	13-Dec-13	07-Jun-13	7,000,000	7,108,920	101.56	0.112%	A	7,095,089	7,077,224	7,094,220	7,077,700
4466	FFCB 0.35 1/23/14	0.350%	Aaa	23-Jan-14	23-Jan-12	15,000,000	15,000,000	100.00	0.350%	A	15,000,000	15,000,000	15,018,000	15,020,550
4505	FAMCA 0.19 2/14/14	0.190%	GSE NR	14-Feb-14	30-Jan-13	10,000,000	10,000,000	100.00	0.190%	A	10,000,000	10,000,000	10,003,200	10,002,100
4526	Harris County General Oblig.	0.000%	Aaa / AAA	1-Oct-14	12-Jul-13	6,000,000	5,978,100	99.64	0.300%	MB	Did Not Own	6,000,000	Did Not Own	5,980,140
4501	FFCB 0.25 12/24/14	0.250%	Aaa	24-Dec-14	28-Dec-12	15,000,000	14,988,450	99.92	0.289%	A	15,000,000	15,000,000	14,991,300	14,995,800
Total General Fund											265,357,822	238,981,328	265,375,859	238,987,063
Construction Fund														
	Interest & Sinking Fund 2008B (Wells Fargo)			1-Aug-13	31-Jul-13	12,151	12,151	100.00	n/a	DDA	11,957	12,151	11,957	12,151
	Series 2008B DSR (TexStar)	0.050%	AAAm	1-Aug-13	31-Jul-13	4,706,095	4,706,095	100.00	0.050%	LGIP	4,706,095	4,706,095	4,706,095	4,706,095
	Sales & Use Tax Bonds DSR (TexStar)	0.050%	AAAm	1-Aug-13	31-Jul-13	14,954,452	14,954,452	100.00	0.050%	LGIP	14,528,595	14,954,452	14,528,595	14,954,452
	Contractual Obligations DSR (TexStar)	0.050%	AAAm	1-Aug-13	31-Jul-13	7,191,930	7,191,930	100.00	0.050%	LGIP	7,118,362	7,191,930	7,118,362	7,191,930
	Interest & Sinking Fund (2009 & 2010) (TexStar)	0.050%	AAAm	1-Aug-13	31-Jul-13	11,241,727	11,241,727	100.00	0.050%	LGIP	9,176,178	11,241,727	9,176,178	11,241,727
	Interest & Sinking Fund 2011A (TexStar)	0.050%	AAAm	1-Aug-13	31-Jul-13	7,974,473	7,974,473	100.00	0.050%	LGIP	7,974,143	7,974,473	7,974,143	7,974,473
	Interest & Sinking Fund 2011B (TexStar)	0.050%	AAAm	1-Aug-13	31-Jul-13	3,032,567	3,032,567	100.00	0.050%	LGIP	2,587,513	3,032,567	2,587,513	3,032,567
Total Construction Fund											46,102,842	49,113,395	46,102,842	49,113,395
General Mobility Fund														
	TexStar Investment Pool GMP	0.050%	AAAm	1-Aug-13	31-Jul-13	46,992,769	46,992,769	100.00	0.050%	LGIP	53,321,213	46,992,769	53,321,213	46,992,769
	Williams Capital Govt. Fund GMP	0.000%	AAAm	1-Aug-13	31-Jul-13	772	772	100.00	0.000%	MMA	772	772	772	772
Total General Mobility Fund											53,321,986	46,993,542	53,321,986	46,993,542
Grand Total All Funds											384,284,095	364,782,650	384,299,856	364,800,687

Note: AAA is the highest long-term rating. A-1+ is the highest short term rating.

**Metropolitan Transit Authority of Harris County
Monthly Changes in Position - Construction Funds
For the Month Ended July 31, 2013**

No.	Description	Coupon	Rating	Maturity	Purchase	Par	Cost	Price	Type	Book Value		Market Value		
										5/31/2013	6/30/2013	5/31/2013	6/30/2013	
The Construction Fund includes Interest and Sinking Funds, Debt Service Reserves and remaining Proceeds from Bond Issuances:														
<u>Interest and Sinking Funds - Required by Bond Covenants, Interest and Sinking Funds represent an escrow for the next principal and interest payments</u>														
	Interest & Sinking Fund 2008B (Wells Fargo)			1-Jul-13	30-Jun-13	12,151	12,151	100.00	DDA	11,957	12,151	11,957	12,151	
	Interest & Sinking Fund (2009 & 2010) (TexStar)	0.05%	AAAm	1-Jul-13	30-Jun-13	11,241,727	11,241,727	100.00	LGIP	9,176,178	11,241,727	9,176,178	11,241,727	
	Interest & Sinking Fund 2011A (TexStar)	0.05%	AAAm	1-Jul-13	30-Jun-13	7,974,473	7,974,473	100.00	LGIP	7,974,143	7,974,473	7,974,143	7,974,473	
	Interest & Sinking Fund 2011B (TexStar)	0.05%	AAAm	1-Jul-13	30-Jun-13	3,032,567	3,032,567	100.00	LGIP	2,587,513	3,032,567	2,587,513	3,032,567	
										19,749,791	22,260,919	19,749,791	22,260,919	
	Net Change resulting from Debt Service payments, required Contributions and Interest Earned on Balances										2,511,128			
<u>Debt Service Reserves - Required by Bond Covenants, Debt Service Reserves represent 50% of the Maximum Annual Debt Service for each bond issuance</u>														
	Series 2008B DSR (TexStar)	0.05%	AAAm	1-Jul-13	30-Jun-13	4,706,095	4,706,095	100.00	LGIP	4,706,095	4,706,095	4,706,095	4,706,095	
	Sales & Use Tax Bonds DSR (TexStar)	0.05%	AAAm	1-Jul-13	30-Jun-13	14,954,452	14,528,595	100.00	LGIP	14,528,595	14,954,452	14,528,595	14,954,452	
	Contractual Obligations DSR (TexStar)	0.05%	AAAm	1-Jul-13	30-Jun-13	7,191,930	7,118,362	100.00	LGIP	7,118,362	7,191,930	7,118,362	7,191,930	
	Subtotal Debt Service Reserves									26,353,051	26,852,477	26,353,051	26,852,477	
	Net Change resulting from required Contributions and Interest Earned on Balances										499,425			
<u>Bond Proceeds - Remaining proceeds available from Voted Sales Tax Bond issuances for North and Southeast Corridor expansion activities</u>														
	Net Change resulting from payments to Contractors and Interest Earned on Balances												none	
Total Construction Fund										46,102,842	49,113,395	46,102,842	49,113,395	

Note: AAA is the highest long-term rating. A-1+ is the highest short term rating.

**Metropolitan Transit Authority of Harris County Texas
General Mobility Escrow Activity Summary
As of July 31, 2013**

Description	FY2013				Escrow Balance
	Escrow Funding	Disbursements from Escrow	Interest to General Fund	Interest Earned on Escrow Funds	
Jul-13 Escrow Balance Forward	135,156,423	(118,156,381)	28,126	34,263	53,321,986
Jul-13 25% of Net Sales Tax Received (\$52,774,352.25 X 25%)	13,193,588				66,515,574
Jul-13 Harris County See attached for details		(9,516,450)			56,999,124
Jul-13 City of Houston See attached for details*		(8,958,650)			48,040,474
Jul-13 City of Katy, Humble and Missouri City Congestion Mitigation & Traffic Management		(1,177,753)			46,862,721
Jul-13 Refund Escrow from General Funds Drainage Fees funded from GMP Escrow in error in June		131,501			46,994,222
Jul-13 Interest Earned			(2,846)	2,165	46,993,542
Jul-13 Escrow - Fiscal Year to Date	148,350,011	(137,677,732)	25,280	36,428	46,993,542

General Mobility Program

Political Jurisdictions of Projects Funded in July 2013

Project	Invoiced Amount	City Council District	County Precinct	State Representative District	State Senate District	U.S. Congressional District
<u>City of Houston Projects</u>						
14th Period: Special City Projects	\$ 2,096,137.23	All	N/A	All	All	All
14th Period: Traffic Signal Maintenance	1,964,628.00	All	N/A	All	All	All
14th Period: Traffic Signal Maintenance Extended	981,890.00	All	N/A	All	All	All
14th Period: Concrete Street Repair Program	865,023.59	All	N/A	All	All	All
14th Period: Street Reconstruction Program	772,456.78	All	N/A	All	All	All
14th Period: Sign Maintenance Program	622,519.00	All	N/A	All	All	All
14th Period: Bridge/Barricade Maintenance Program	588,287.56	All	N/A	All	All	All
14th Period: Pavement Marking Maintenance Program	500,175.00	All	N/A	All	All	All
10th Period: Traffic Signal Management/ ITS	229,720.24	All	N/A	All	All	All
14th Period: Bridge Replacement / Special Projects	211,640.00	All	N/A	All	All	All
9th Period: Market Street Paving - McCarty to Wayside	66,597.47	I	N/A	143	6	29
9th Period: Buffalo Speedway Paving - Holmes Road to Airport	27,793.83	D	N/A	131	13	9
10th Period: Citywide Overlay Project	10,525.33	All	N/A	All	All	All
8th Period: Street Reconstruction	10,221.42	All	N/A	All	All	All
10th Period: Hillcroft Rehabilitation: SW Freeway	4,450.50	C, F	N/A	137	17	9
7th Period: Rodgerdale Road Improvements: Harwin Drive to Westheimer Road	4,059.46	F,G	N/A	133	13, 17	9
9th Period: Traffic Signal Management/ ITS	1,162.23	All	N/A	All	All	All
6th Period: Street Reconstruction	1,059.93	All	N/A	All	All	All
9th Period: Buffalo Speedway Paving - West Orem Drive to Airport	165.00	D	N/A	131	13	9
7th Period: Orem Paving: Telephone to Almeda Road	137.50	D, E, I	N/A	131, 146, 147	7, 13	9, 22
	\$ 8,958,650.07					
<u>Harris County Projects</u>						
12th Period: Spring Stuebner Road - Kuykendahl to IH 45	\$ 9,000,000.00	TBD	TBD	TBD	TBD	TBD
9th Period: Taylor Lake Village road projects	516,450.00	N/A	All	TBD	TBD	TBD
	\$ 9,516,450.00					