

**METRO**

**INVESTMENT REPORT**

**ALL FUNDS**

**JUNE 2013**

**Metropolitan Transit Authority of Harris County  
Investment Report  
For the Month Ended June 30, 2013  
Portfolio Summary Management Report**

The following is a summary of METRO's Investment Portfolios:


<u>Fund:</u>	<u>General</u>	<u>Construction</u>	<u>General Mobility</u>
Prior Month End Book Value	285,006,265	43,336,397	55,941,432
Current Month End Book Value	265,357,822	46,102,842	53,321,986
Change	(19,648,444)	2,766,445	(2,619,447)
Prior Month End Market Value*	285,022,026	43,336,397	55,941,432
Current Month End Market Value*	265,375,859	46,102,842	53,321,986
Change Full Carryover Commitr	(19,646,168)	2,766,445	(2,619,447)
Interest Receivable	378,784	0	0
Weighted Average Days Outstanding	75	1	1
Weighted Average Years Outstanding	0.21	0.00	0.00
Yield	0.357%	0.061%	0.061%
Benchmark Yield	0.031%	0.036%	0.022%
Yield Over / <Under> Benchmark	0.326%	0.026%	0.039%
LGIP Wtd Avg. Days Outstanding (1)	54	54	54

\* Change in Market Value is presented in accordance with the Public Funds Investment Act and primarily reflects receipts, expenditures, securities purchases and maturities and changes in the marketability of securities held at the end of the period.

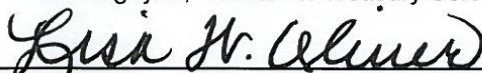
All Funds are managed in full compliance with the Public Funds Investment Act, the Investment Policy and Strategy of the Metropolitan Transit Authority of Harris County and under the safety parameters set by the Board of Directors.




Debbie Sechler, Interim Sr. Vice President and Chief Financial Officer



Phil Nguyen, Director of Treasury Services



Lisa W. Oliver, Manager of Banking, Investments and Debt Services



Philip Brenner, Director of Budget Services

(1) This weighted average maturity calculation for TexStar uses the SEC Rule 2a-7 definition for stated maturity for any floating rate instrument held in the portfolio to determine the weighted average maturity for the pool. This Rule specifies that a variable rate instrument to be paid in 397 calendar days or less shall be deemed to have a maturity equal to the period remaining until the next readjustment of the interest rate.

**Metropolitan Transit Authority of Harris County  
Monthly Changes in Position  
For the Month Ended June 30, 2013**

No.	Description	Coupon	Rating	Maturity	Purchase	Par	Cost	Price	YTM	Type	Book Value		Market Value		
											5/31/2013	6/30/2013	5/31/2013	6/30/2013	
<b>General Fund</b>															
	JPMorgan Chase Master			1-Jul-13	30-Jun-13	2,553,725	2,553,725	100.00	n/a	DDA	2,797,170	2,553,725	2,797,170	2,553,725	
	JPMorgan Chase HOT Lanes			1-Jul-13	30-Jun-13	572,868	572,868	100.00	n/a	DDA	290,366	572,868	290,366	572,868	
	TexStar Investment Pool	0.06%	AAAm	1-Jul-13	30-Jun-13	115,815,948	115,815,948	100.00	0.059%	LGIP	129,809,803	115,815,948	129,809,803	115,815,948	
4517	Tx Dept of Econ Development	0.13%	A-1+/P-1	6-Jun-13	02-May-13	15,000,000	14,998,104	99.99	0.130%	MCP	14,999,729	Matured/Called	14,998,104	Matured/Called	
EWBCD6	East West Bank Certificate	0.35%	Coll = Aaa	7-Jun-13	09-Mar-13	10,000,000	10,000,000	100.00	0.350%	CD	10,000,000	Matured/Called	10,000,000	Matured/Called	
4518	New Mexico Transportation Auth	5.00%	AAA	15-Jun-13	06-May-13	5,500,000	5,528,710	100.52	0.170%	MB	5,510,049	Matured/Called	5,507,260	Matured/Called	
4509	FHLB 0.16 6/27/13	0.16%	Aaa	27-Jun-13	28-Feb-13	15,650,000	15,651,032	100.01	0.140%	A	15,650,226	Matured/Called	15,649,374	Matured/Called	
4522	Tx Dept of Econ Development	0.10%	A-1+/P-1	8-Jul-13	06-Jun-13	15,000,000	14,998,667	99.99	0.100%	MCP	Did Not Own	14,999,708	Did Not Own	14,998,667	
4523	South Carolina Public Services	2.50%	A-1+/P-1/F1+	16-Jul-13	07-Jun-13	8,400,000	8,400,000	100.00	0.160%	MB	Did Not Own	8,400,000	Did Not Own	8,400,000	
4516	Tx Agriculture Finance Authority	0.15%	A-1+/P-1	24-Jul-13	10-Apr-13	9,000,000	8,996,063	99.96	0.150%	MCP	8,998,013	8,999,138	8,996,063	8,996,063	
4515	San Antonio Water System	0.17%	A-1+/P-1/F1+	7-Aug-13	04-Apr-13	10,000,000	10,000,000	100.00	0.170%	MCP	10,000,000	10,000,000	10,000,000	10,000,000	
4519	City of Houston GO - Series G	0.17%	A-1+/F-1	7-Aug-13	16-May-13	5,000,000	5,000,000	100.00	0.170%	MCP	5,000,000	5,000,000	5,000,000	5,000,000	
4520	Dallas Area Rapid Transit	0.14%	A-1+/P-1/F1+	15-Aug-13	21-May-13	5,000,000	5,000,000	100.00	0.140%	MCP	5,000,000	5,000,000	5,000,000	5,000,000	
4486	Tx Tax Rev Anticipation Notes	2.50%	11G1/ SP-1+/F1	30-Aug-13	30-Aug-12	15,000,000	15,342,750	102.29	0.210%	MB	15,084,514	15,056,342	15,075,600	15,063,000	
4507	North Texas Tollway Authority	2.44%	SP-1+/F1+	1-Sep-13	08-Feb-13	760,000	769,462	101.25	0.230%	MB	764,246	762,862	763,724	762,516	
EWBCD7	East West Bank Certificate	0.35%	Coll = Aaa	5-Sep-13	07-Jun-13	10,000,000	10,000,000	100.00	0.350%	CD	Did Not Own	10,000,000	Did Not Own	10,000,000	
4490	FHLB 0.125 09/25/13	0.13%	Aaa	25-Sep-13	25-Sep-12	16,000,000	15,986,102	99.91	0.212%	A	15,995,583	15,996,725	16,002,880	16,000,640	
4521	FHLB 0.375 11/27/13	0.38%	Aaa	27-Nov-13	29-May-13	5,100,000	5,106,615	100.13	0.113%	A	5,106,569	5,105,415	5,106,834	5,105,712	
4524	FHLB 3.125 12/13/13	3.13%	Aaa	13-Dec-13	07-Jun-13	7,000,000	7,108,920	101.56	0.112%	A	Did Not Own	7,095,089	Did Not Own	7,094,220	
4466	FFCB 0.35 1/23/14	0.35%	Aaa	23-Jan-14	23-Jan-12	15,000,000	15,000,000	100.00	0.350%	A	15,000,000	15,000,000	15,030,150	15,018,000	
4505	FAMCA 0.19 2/14/14	0.19%	GSE NR	14-Feb-14	30-Jan-13	10,000,000	10,000,000	100.00	0.190%	A	10,000,000	10,000,000	10,001,600	10,003,200	
4501	FFCB 0.25 12/24/14	0.25%	Aaa	24-Dec-14	28-Dec-12	15,000,000	14,988,450	99.92	0.289%	A	15,000,000	15,000,000	14,993,100	14,991,300	
<b>Total General Fund</b>											<b>285,006,265</b>	<b>265,357,822</b>	<b>285,022,026</b>	<b>265,375,859</b>	
<b>Construction Fund</b>															
	Interest & Sinking Fund 2008B (Wells Fargo)			1-Jul-13	30-Jun-13	11,957	11,957	100.00	n/a	DDA	11,719	11,957	11,719	11,957	
	Series 2008B DSR (TexStar)	0.06%	AAAm	1-Jul-13	30-Jun-13	4,706,095	4,706,095	100.00	0.061%	LGIP	4,706,095	4,706,095	4,706,095	4,706,095	
	Sales & Use Tax Bonds DSR (TexStar)	0.06%	AAAm	1-Jul-13	30-Jun-13	14,528,595	14,528,595	100.00	0.061%	LGIP	14,102,624	14,528,595	14,102,624	14,528,595	
	Contractual Obligations DSR (TexStar)	0.06%	AAAm	1-Jul-13	30-Jun-13	7,118,362	7,118,362	100.00	0.061%	LGIP	6,983,393	7,118,362	6,983,393	7,118,362	
	Interest & Sinking Fund (2009 & 2010) (TexStar)	0.06%	AAAm	1-Jul-13	30-Jun-13	9,176,178	9,176,178	100.00	0.061%	LGIP	7,416,214	9,176,178	7,416,214	9,176,178	
	Interest & Sinking Fund 2011A (TexStar)	0.06%	AAAm	1-Jul-13	30-Jun-13	7,974,143	7,974,143	100.00	0.061%	LGIP	7,973,741	7,974,143	7,973,741	7,974,143	
	Interest & Sinking Fund 2011B (TexStar)	0.06%	AAAm	1-Jul-13	30-Jun-13	2,587,513	2,587,513	100.00	0.061%	LGIP	2,142,612	2,587,513	2,142,612	2,587,513	
<b>Total Construction Fund</b>											<b>43,336,397</b>	<b>46,102,842</b>	<b>43,336,397</b>	<b>46,102,842</b>	
<b>General Mobility Fund</b>															
	TexStar Investment Pool GMP	0.06%	AAAm	1-Jul-13	30-Jun-13	53,321,213	53,321,213	100.00	0.059%	LGIP	55,940,660	53,321,213	55,940,660	53,321,213	
	Williams Capital Govt. Fund GMP	0.02%	AAAm	1-Jul-13	30-Jun-13	772	772	100.00	0.015%	MMA	772	772	772	772	
<b>Total General Mobility Fund</b>											<b>55,941,432</b>	<b>53,321,986</b>	<b>55,941,432</b>	<b>53,321,986</b>	
<b>Grand Total All Funds</b>											<b>384,284,095</b>	<b>364,782,650</b>	<b>384,299,856</b>	<b>364,800,687</b>	

Note: AAA is the highest long-term rating. A-1+ is the highest short term rating.

**Metropolitan Transit Authority of Harris County  
Monthly Changes in Position - Construction Funds  
For the Month Ended June 30, 2013**

No.	Description	Coupon	Rating	Maturity	Purchase	Par	Cost	Price	Type	Book Value		Market Value		
										5/31/2013	6/30/2013	5/31/2013	6/30/2013	
<b>The Construction Fund includes Interest and Sinking Funds, Debt Service Reserves and remaining Proceeds from Bond Issuances:</b>														
<u><b>Interest and Sinking Funds - Required by Bond Covenants. Interest and Sinking Funds represent an escrow for the next principal and interest payments</b></u>														
	Interest & Sinking Fund 2008B (Wells Fargo)			1-Jul-13	30-Jun-13	11,957	11,957	100.00	DDA	11,719	11,957	11,719	11,957	
	Interest & Sinking Fund (2009 & 2010) (TexStar)	0.06%	AAAm	1-Jul-13	30-Jun-13	9,176,178	9,176,178	100.00	LGIP	7,416,214	9,176,178	7,416,214	9,176,178	
	Interest & Sinking Fund 2011A (TexStar)	0.06%	AAAm	1-Jul-13	30-Jun-13	7,974,143	7,974,143	100.00	LGIP	7,973,741	7,974,143	7,973,741	7,974,143	
	Interest & Sinking Fund 2011B (TexStar)	0.06%	AAAm	1-Jul-13	30-Jun-13	2,587,513	2,587,513	100.00	LGIP	2,142,612	2,587,513	2,142,612	2,587,513	
	<b>Carryover Commitment Reached with March Contribution</b>									17,544,285	19,749,791	17,544,285	19,749,791	
	Net Change resulting from Debt Service payments, required Contributions and Interest Earned on Balances										2,205,506			
<u><b>Debt Service Reserves - Required by Bond Covenants. Debt Service Reserves represent 50% of the Maximum Annual Debt Service for each bond issuance</b></u>														
	Series 2008B DSR (TexStar)	0.06%	AAAm	1-Jul-13	30-Jun-13	4,706,095	4,706,095	100.00	LGIP	4,706,095	4,706,095	4,706,095	4,706,095	
	Sales & Use Tax Bonds DSR (TexStar)	0.06%	AAAm	1-Jul-13	30-Jun-13	14,528,595	14,528,595	100.00	LGIP	14,102,624	14,528,595	14,102,624	14,528,595	
	Contractual Obligations DSR (TexStar)	0.06%	AAAm	1-Jul-13	30-Jun-13	7,118,362	7,118,362	100.00	LGIP	6,983,393	7,118,362	6,983,393	7,118,362	
	<b>Subtotal Debt Service Reserves</b>									25,792,112	26,353,051	25,792,112	26,353,051	
	Net Change resulting from required Contributions and Interest Earned on Balances										560,939			
<u><b>Bond Proceeds - Remaining proceeds available from Voted Sales Tax Bond issuances for North and Southeast Corridor expansion activities</b></u>														
	Net Change resulting from payments to Contractors and Interest Earned on Balances												none	
<b>Total Construction Fund</b>										<b>43,336,397</b>	<b>46,102,842</b>	<b>43,336,397</b>	<b>46,102,842</b>	

Note: AAA is the highest long-term rating. A-1+ is the highest short term rating.

**Metropolitan Transit Authority of Harris County Texas  
General Mobility Escrow Activity Summary  
For the Month Ended June 30, 2013**

Description	FY2013				Escrow Balance
	Escrow Funding	Disbursements from Escrow	Interest to General Fund	Interest Earned on Escrow Funds	
Jun-13 Escrow Balance Forward	122,571,702	(102,952,727)	31,486	31,417	55,941,432
Jun-13 25% of Net Sales Tax Received ( \$50,338,885.46 X 25%)	12,584,721				68,526,153
Jun-13 Harris County See attached for details		(3,500,000)			65,026,153
Jun-13 City of Houston See attached for details*		(10,721,747)			54,304,407
Jun-13 City of Katy, Humble and Missouri City Congestion Mitigation & Traffic Management		(981,907)			53,322,500
Jun-13 Interest Earned			(3,360)	2,846	53,321,986
Jun-13 Escrow - Fiscal Year to Date	135,156,423	(118,156,381)	28,126	34,263	53,321,986

\* Disbursements to City of Houston include \$131,501.12 for drainage fees funded from the escrow in error. The escrow will be refunded for this item in July.

## General Mobility Program

### Political Jurisdictions of Projects Funded in June 2013

Project	Invoiced Amount	City Council District	County Precinct	State Representative District	State Senate District	U.S. Congressional District
<b><u>City of Houston Projects</u></b>						
14th Period: Citywide Intersection Safety Improvements	\$ 5,128,964.00	All	N/A	All	All	All
14th Period: Pre-Engineering for Street and Traffic Improvements	2,452,441.00	All	N/A	All	All	All
14th Period: Tanner Road Project	1,125,000.00	All	N/A	All	All	All
14th Period: Traffic Signal Management Program / Intelligent Traffic System	671,404.00	A	N/A	TBD	TBD	TBD
14th Period: Sims Bayou Recreation Plan	568,336.61	All	N/A	All	All	All
14th Period: Citywide Overlay / Rehabilitation Program	294,200.00	F, J, K	N/A	TBD	TBD	TBD
14th Period: Street Pavement Maintenance and Management Program	230,000.00	All	N/A	All	All	All
14th Period: Street & Bridge Program Mgt / Technical Studies	99,900.00	All	N/A	All	All	All
	20,000.00	All	N/A	All	All	All
	\$ 10,590,245.61					
<b><u>Harris County Projects</u></b>						
12th Period: Huffmeister / Louetta - Cypress Rose Hill to Little Cypress Creek	\$ 2,000,000.00	N/A	TBD	TBD	TBD	TBD
13th Period: Greater East End District Pedestrian Enhancements	1,500,000.00	N/A	TBD	TBD	TBD	TBD
	\$ 3,500,000.00					