

METRO

INVESTMENT REPORT

ALL FUNDS

JUNE 2012


**Metropolitan Transit Authority of Harris County
Investment Report
For the Month Ended June 30, 2012
Portfolio Summary Management Report**

The following is a summary of METRO's Investment Portfolios:


Fund:	General	Construction	General Mobility
Prior Month End Book Value	258,589,078	247,616,095	24,724,712
Current Month End Book Value	246,173,923	229,185,748	16,003,509
Change	(12,415,155)	(18,430,347)	(8,721,203)
Prior Month End Market Value*	258,937,207	247,616,095	24,724,712
Current Month End Market Value*	246,499,400	229,185,748	16,003,509
Change	(12,437,807)	(18,430,347)	(8,721,203)
Interest Receivable	110,643	1,929	0
Weighted Average Days Outstanding	134	2	1
Weighted Average Years Outstanding	0.37	0.01	0.00
Yield	0.337%	0.154%	0.105%
Benchmark Yield	0.101%	0.067%	0.034%
Yield Over / <Under> Benchmark	0.236%	0.087%	0.071%
LGIP Wtd Avg. Days Outstanding (1)	47	47	47

* Change in Market Value is presented in accordance with the Public Funds Investment Act and primarily reflects receipts, expenditures, securities purchases and maturities and changes in the marketability of securities held at the end of the period.

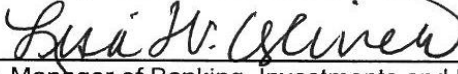
All Funds are managed in full compliance with the Public Funds Investment Act, the Investment Policy and Strategy of the Metropolitan Transit Authority of Harris County and under the safety parameters set by the Board of Directors.




Susan A. Bailey, Sr. Vice President and Chief Financial Officer



Phil Nguyen, Director of Treasury Services



Lisa W. Oliver, Manager of Banking, Investments and Debt Services



Philip Brenner, Director of Budget Services

(1) This weighted average maturity calculation for TexStar uses the SEC Rule 2a-7 definition for stated maturity for any floating rate instrument held in the portfolio to determine the weighted average maturity for the pool. This Rule specifies that a variable rate instrument to be paid in 397 calendar days or less shall be deemed to have a maturity equal to the period remaining until the next readjustment of the interest rate.

**Metropolitan Transit Authority of Harris County
Monthly Changes in Position
For the Month Ended June 30, 2012**

No.	Description	Coupon	Rating	Maturity	Purchase	Par	Cost	Price	Type	Book Value		Market Value	
										5/31/2012	6/30/2012	5/31/2012	6/30/2012
General Fund													
	JPMorgan Chase Master			1-Jul-12	30-Jun-12	1,218,682	1,218,682	100.00	DDA	1,493,522	1,218,682	1,493,522	1,218,682
	JPMorgan Chase HOT Lanes			1-Jul-12	30-Jun-12	103,805	103,805	100.00	DDA	55,764	103,805	55,764	103,805
	TexStar Investment Pool	0.13%		1-Jul-12	30-Jun-12	134,795,514	134,795,514	100.00	LGIP	136,979,190	134,795,514	136,979,190	134,795,514
4469	City of Houston GO - Series G	0.16%	A-1+/F-1	5-Jun-12	07-Mar-12	10,000,000	10,000,000	100.00	MCP	10,000,000	Matured	10,000,000	Matured
4471	City of Milwaukee GO	0.16%	A-1+/F1+	6-Jun-12	14-Mar-12	10,000,000	10,000,000	100.00	MCP	10,000,000	Matured	10,000,000	Matured
EWBCD2	East West Bank Certificate	0.40%	Coll = Aaa	12-Jun-12	14-Mar-12	5,000,000	5,000,000	100.00	CD	5,000,000	Matured	5,000,000	Matured
4473	San Antonio Water System	0.22%	A-1+/P1/F1+	14-Jun-12	21-Mar-12	10,000,000	10,000,000	100.00	MCP	10,000,000	Matured	10,000,000	Matured
4476	Tx Dept of Econ Development	0.14%	A-1+/P-1	21-Jun-12	24-May-12	5,000,000	4,999,456	99.99	MCP	4,999,611	Matured	4,999,456	Matured
4480	Tx Dept of Econ Development	0.13%	A-1+/P-1	19-Jul-12	21-Jun-12	5,000,000	4,999,494	99.99	MCP	Did Not Own	4,999,675	Did Not Own	4,999,494
4475	Tx Agriculture Finance Authority	0.15%	A-1+/P-1	2-Aug-12	24-May-12	9,000,000	8,997,375	99.97	MCP	8,997,675	8,998,800	8,997,375	8,997,375
4479	San Antonio Water System	0.22%	A-1+/P1/F1+	7-Aug-12	14-Jun-12	10,000,000	10,000,000	100.00	MCP	Did Not Own	10,000,000	Did Not Own	10,000,000
4478	City of Houston GO - Series G	0.19%	A-1+/F-1	6-Sep-12	05-Jun-12	10,000,000	10,000,000	100.00	MCP	Did Not Own	10,000,000	Did Not Own	10,000,000
EWBCD3	East West Bank Certificate	0.40%	Coll = Aaa	10-Sep-12	12-Jun-12	5,000,000	5,000,000	100.00	CD	Did Not Own	5,000,000	Did Not Own	5,000,000
4470	FHLB 0.16 2/8/13	0.16%	Aaa	8-Feb-13	12-Mar-12	10,000,000	9,994,570	99.95	A	9,995,891	9,996,380	9,993,600	9,995,240
4477	Houston Comm College Rev	5.25%	Aa2/AA-	15-Apr-13	30-May-12	1,000,000	1,043,400	104.34	MB	1,043,129	1,039,060	1,043,400	1,042,990
3566	T 3.625 05/15/13	3.63%	Aaa	15-May-13	12-Jun-03	10,000,000	10,364,063	103.64	T	10,034,950	10,031,937	10,325,000	10,293,750
4467	FFCB .22 7/26/13	0.22%	Aaa	26-Jul-13	30-Jan-12	15,000,000	14,988,750	99.93	A	14,991,298	14,991,920	14,997,450	15,000,150
4463	FFCB 0.47 12/19/13	0.47%	Aaa	19-Dec-13	19-Dec-11	10,000,000	9,999,000	99.99	A	9,999,226	9,999,267	10,016,500	10,014,900
4464	FHLMC 0.50 12/27/13	0.50%	Aaa	27-Dec-13	27-Dec-11	10,000,000	9,998,500	99.99	A	9,998,822	9,998,884	10,015,100	10,008,700
4466	FFCB 0.35 1/23/14	0.35%	Aaa	23-Jan-14	23-Jan-12	15,000,000	15,000,000	100.00	A	15,000,000	15,000,000	15,020,850	15,028,800
Total General Fund										258,589,078	246,173,923	258,937,207	246,499,400
Construction Fund													
METRO Construction Funds													
	Series 2008B I&S (Wells Fargo)			1-Jul-12	30-Jun-12	6,075	6,075	100.00	DDA	5,542	6,075	5,542	6,075
	Series 2008B DSR (TexStar)	0.11%	AAAm	1-Jul-12	30-Jun-12	4,706,095	4,706,095	100.00	LGIP	4,706,095	4,706,095	4,706,095	4,706,095
	Series 2011A Proceeds (TexStar)	0.11%	AAAm	1-Jul-12	30-Jun-12	147,475,800	147,475,800	100.00	LGIP	168,080,745	147,475,800	168,080,745	147,475,800
	Series 2011A Proceeds (DARTII)	0.34%	A-1+/P1/F1+	20-Jun-12	10-May-12	20,000,000	20,000,000	100.00	MCP	20,000,000	Matured	20,000,000	Matured
	Series 2011A Proceeds (DARTII)	0.32%	A-1+/P1/F1+	17-Jul-12	20-Jun-12	20,000,000	20,000,000	100.00	MCP	Did Not Own	20,000,000	Did Not Own	20,000,000
	Sales & Use Tax Bonds DSR (TexStar)	0.11%	AAAm	1-Jul-12	30-Jun-12	9,411,027	9,411,027	100.00	LGIP	8,984,725	9,411,027	8,984,725	9,411,027
	Contractual Obligations DSR (TexStar)	0.11%	AAAm	1-Jul-12	30-Jun-12	5,185,441	5,185,441	100.00	LGIP	4,998,594	5,185,441	4,998,594	5,185,441
	Interest & Sinking Fund (2009 & 2010) (TexStar)	0.11%	AAAm	1-Jul-12	30-Jun-12	8,873,254	8,873,254	100.00	LGIP	7,758,268	8,873,254	7,758,268	8,873,254
	Interest & Sinking Fund 2011A (TexStar)	0.11%	AAAm	1-Jul-12	30-Jun-12	30,995,786	30,995,786	100.00	LGIP	30,992,273	30,995,786	30,992,273	30,995,786
	Interest & Sinking Fund 2011B (TexStar)	0.11%	AAAm	1-Jul-12	30-Jun-12	2,532,270	2,532,270	100.00	LGIP	2,089,852	2,532,270	2,089,852	2,532,270
Total Construction Fund										247,616,095	229,185,748	247,616,095	229,185,748
General Mobility Fund													
	TexStar Investment Pool GMP	0.13%	AAAm	1-Jul-12	30-Jun-12	11,726,774	11,726,774	100.00	LGIP	17,948,003	11,726,774	17,948,003	11,726,774
	Williams Capital Govt. Fund GMP	0.05%	AAAm	1-Jul-12	30-Jun-12	4,276,735	4,276,735	100.00	MMA	6,776,709	4,276,735	6,776,709	4,276,735
Total General Mobility Fund										24,724,712	16,003,509	24,724,712	16,003,509
Grand Total All Funds										530,929,885	491,363,180	531,278,014	491,688,657

Note: AAA is the highest long-term rating A-1+ is the highest short term rating.

**Metropolitan Transit Authority of Harris County Texas
General Mobility Escrow Activity Summary
For the Month Ended June 30, 2012**

Description	FY2012				Escrow Balance
	Escrow Funding	Disbursements from Escrow	Interest to General Fund	Interest Earned on Escrow Funds	
Jun-12 Escrow Balance Forward	122,523,182	(120,166,388)	(12,714)	14,422	24,724,712
Jun-12 25% of Net Sales Tax Received (\$45,641,015.53 X 25%)	11,410,254				36,134,966
Jun-12 1/12 of FY 2012 Carryover Commitment (\$39,000,000 /12)	3,250,000				39,384,966
Jun-12 City of Houston General Mobility Projects See Details Attached		(22,183,697)			17,201,269
Jun-12 Katy, Humble & Missouri City Congestion Mitigation & Traffic Management		(1,197,685)			16,003,584
Jun-12 Interest Earned			(2,549)	2,474	16,003,509
Jun-12 Escrow to Fiscal Year to Date	137,183,435	(143,547,771)	(15,263)	16,896	16,003,509

General Mobility Program

Political Jurisdictions of Projects Funded in June 2012

Project	Invoiced Amount	City Council District	County Precinct	State Representative District	State Senate District	U.S. Congressional District
<u>City of Houston Projects</u>						
12th Period- Hayes Road and Drainage: Briar Forest Drive to Wilcrest Drive	\$2,853,422.00	G	N/A	133	7	7
12th Period- City Wide Overlay / Rehabilitation Project Dairy Ashford	\$1,657,816.57	All	N/A	All	All	All
13th Period- Bridge Rehabilitation Broadway Blvd at Brays Bayou	\$1,131,000.00	All	N/A	TBD	TBD	TBD
13th Period- Bridge Rehabilitation Broadway Blvd at Brays Bayou	\$13,370,387.00	All	N/A	TBD	TBD	TBD
13th Period- Create Smart Arterial Phase III	\$40,391.45	All	N/A	All	All	All
13th Period- MLK Reconstruction from HW 610 to Bellfort Street	\$933,880.00	D	N/A	TBD	TBD	TBD
13th Period- Yale Road Paving and Drainage from West Tidewell Rd to West Parker Rd	\$2,196,800.00	H	N/A	TBD	TBD	TBD
	\$22,183,697.02					

* "TBD" because this is a new project.