

METRO

INVESTMENT REPORT

ALL FUNDS

APRIL 2012

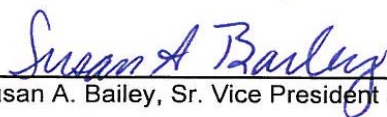
**Metropolitan Transit Authority of Harris County
Investment Report
For the Month Ended April 30, 2012
Portfolio Summary Management Report**

The following is a summary of METRO's Investment Portfolios:


<u>Fund:</u>	<u>General</u>	<u>Construction</u>	<u>General Mobility</u>
Prior Month End Book Value	233,562,411	297,621,790	40,145,958
Current Month End Book Value	234,062,769	263,610,387	48,190,659
Change	500,358	(34,011,403)	8,044,701
Prior Month End Market Value*	233,982,112	297,621,790	40,145,958
Current Month End Market Value*	234,463,248	263,610,387	48,190,659
Change	481,136	(34,011,403)	8,044,701
Interest Receivable	244,001	11,413	0
Weighted Average Days Outstanding	158	2	1
Weighted Average Years Outstanding	0.43	0.01	0.00
Yield	0.331%	0.117%	0.080%
Benchmark Yield	0.111%	0.068%	0.055%
Yield Over / <Under> Benchmark	0.219%	0.049%	0.025%
LGIP Wtd Avg. Days Outstanding (1)	46	46	46

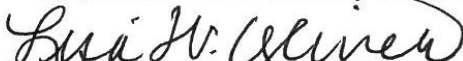
* Change in Market Value is presented in accordance with the Public Funds Investment Act and primarily reflects receipts, expenditures, securities purchases and maturities and changes in the marketability of securities held at the end of the period.


All Funds are managed in full compliance with the Public Funds Investment Act, the Investment Policy and Strategy of the Metropolitan Transit Authority of Harris County and under the safety parameters set by the Board of Directors.



Susan A. Bailey, Sr. Vice President and Chief Financial Officer


Phil Nguyen, Director of Treasury Services


Lisa W. Oliver, Manager of Banking, Investments and Debt Services


Philip Brenner, Director of Budget Services

(1) This weighted average maturity calculation for TexStar uses the SEC Rule 2a-7 definition for stated maturity for any floating rate instrument held in the portfolio to determine the weighted average maturity for the pool. This Rule specifies that a variable rate instrument to be paid in 397 calendar days or less shall be deemed to have a maturity equal to the period remaining until the next readjustment of the interest rate.

**Metropolitan Transit Authority of Harris County
Monthly Changes in Position
For the Month Ended April 30, 2012**

No.	Description	Coupon	Rating	Maturity	Purchase	Par	Cost	Price	Type	Book Value		Market Value		
										3/31/2012	4/30/2012	3/31/2012	4/30/2012	
General Fund														
	JPMorgan Chase Master			01-May-12	30-Apr-12	1,590,298	1,590,298	100.00	DDA	1,209,396	1,590,298	1,209,396	1,590,298	
	JPMorgan Chase HOT Lanes			01-May-12	30-Apr-12	16,370	16,370	100.00	DDA	2,385	16,370	2,385	16,370	
	SEI Government Fund	0.00%	AAAm	01-May-12	30-Apr-12	(0)	(0)	100.00	MMA	4,151	(0)	4,151	(0)	
	TexStar Investment Pool	0.10%	AAAm	01-May-12	30-Apr-12	110,164,917	110,164,917	100.00	LGIP	110,054,620	110,164,917	110,054,620	110,164,917	
4472	City of Milwaukee GO Series T4	0.15%	A-1+/F1+	15-May-12	14-Mar-12	3,270,000	3,270,000	100.00	MCP	3,270,000	3,270,000	3,270,000	3,270,000	
4468	City of Houston GO - Series H	0.16%	A-1+/P-1	24-May-12	23-Feb-12	5,000,000	5,000,000	100.00	MCP	5,000,000	5,000,000	5,000,000	5,000,000	
4474	Tx Agriculture Finance Authority	0.15%	A-1+/P-1	24-May-12	22-Mar-12	9,000,000	8,997,638	99.97	MCP	8,998,013	8,999,138	8,997,638	8,997,638	
4469	City of Houston GO - Series G	0.16%	A-1+/F-1	05-Jun-12	07-Mar-12	10,000,000	10,000,000	100.00	MCP	10,000,000	10,000,000	10,000,000	10,000,000	
4471	City of Milwaukee GO	0.15%	A-1+/F1+	06-Jun-12	14-Mar-12	10,000,000	10,000,000	100.00	MCP	10,000,000	10,000,000	10,000,000	10,000,000	
EWBCD2	East West Bank Certificate	0.40%	Coll = Aaa	12-Jun-12	14-Mar-12	5,000,000	5,000,000	100.00	CD	5,000,000	5,000,000	5,000,000	5,000,000	
4473	San Antonio Water System	0.15%	A-1+/P1/F1+	14-Jun-12	21-Mar-12	10,000,000	10,000,000	100.00	MCP	10,000,000	10,000,000	10,000,000	10,000,000	
4470	FHLB 0.16 2/8/13	0.16%	Aaa	08-Feb-13	12-Mar-12	10,000,000	9,994,570	99.95	A	9,994,896	9,995,385	9,991,910	9,992,970	
3566	T 3.625 05/15/13	3.63%	Aaa	15-May-13	12-Jun-03	10,000,000	10,364,063	103.64	T	10,041,076	10,038,063	10,376,563	10,353,906	
4467	FFCB .22 7/26/13	0.22%	Aaa	26-Jul-13	30-Jan-12	15,000,000	14,988,750	99.93	A	14,990,035	14,990,656	15,001,950	15,000,450	
4463	FFCB 0.47 12/19/13	0.47%	Aaa	19-Dec-13	19-Dec-11	10,000,000	9,999,000	99.99	A	9,999,142	9,999,183	10,028,900	10,023,100	
4464	FHLMC 0.50 12/27/13	0.50%	Aaa	27-Dec-13	27-Dec-11	10,000,000	9,998,500	99.99	A	9,998,697	9,998,759	10,017,900	10,013,400	
4466	FFCB 0.35 1/23/14	0.35%	Aaa	23-Jan-14	23-Jan-12	15,000,000	15,000,000	100.00	A	15,000,000	15,000,000	15,026,700	15,040,200	
Total General Fund										233,562,411	234,062,769	233,982,112	234,463,248	
Construction Fund														
	Series 2008B I&S (Wells Fargo)			1-May-12	30-Apr-12	5,033	5,033	100.00	DDA	4,609	5,033	4,609	5,033	
	Series 2008B DSR (TexStar)	0.11%	AAAm	1-May-12	30-Apr-12	4,706,095	4,706,095	100.00	LGIP	4,706,095	4,706,095	4,706,095	4,706,095	
	Series 2011A Proceeds (TexStar)	0.11%	AAAm	1-May-12	30-Apr-12	158,115,941	158,115,941	100.00	LGIP	195,311,954	158,115,941	195,311,954	158,115,941	
	Series 2011A Proceeds (COH Series G2)	0.15%	A-1+/F1+	9-May-12	08-Mar-12	10,000,000	10,000,000	100.00	MCP	10,000,000	10,000,000	10,000,000	10,000,000	
	Series 2011A Proceeds (DARTII)	0.19%	A-1+/P1/F1+	10-May-12	02-Feb-12	20,000,000	20,000,000	100.00	MCP	20,000,000	20,000,000	20,000,000	20,000,000	
	Sales & Use Tax Bonds DSR (TexStar)	0.11%	AAAm	1-May-12	30-Apr-12	8,403,794	8,403,794	100.00	LGIP	7,823,080	8,403,794	7,823,080	8,403,794	
	Contractual Obligations DSR (TexStar)	0.11%	AAAm	1-May-12	30-Apr-12	4,770,673	4,770,673	100.00	LGIP	4,542,864	4,770,673	4,542,864	4,770,673	
	Interest & Sinking Fund (2009 & 2010) (TexStar)	0.11%	AAAm	1-May-12	30-Apr-12	12,441,590	12,441,590	100.00	LGIP	10,161,191	12,441,590	10,161,191	12,441,590	
	Interest & Sinking Fund 2011A (TexStar)	0.11%	AAAm	1-May-12	30-Apr-12	42,514,174	42,514,174	100.00	LGIP	42,510,338	42,514,174	42,510,338	42,514,174	
	Interest & Sinking Fund 2011B (TexStar)	0.11%	AAAm	1-May-12	30-Apr-12	2,653,086	2,653,086	100.00	LGIP	2,561,660	2,653,086	2,561,660	2,653,086	
Total Construction Fund										297,621,790	263,610,387	297,621,790	263,610,387	
General Mobility Fund														
	TexStar Investment Pool GMP	0.11%	AAAm	01-May-12	30-Apr-12	35,149,236	35,149,236	100.00	LGIP	28,104,588	35,149,236	28,104,588	35,149,236	
	Williams Capital Govt. Fund GMP	0.01%	AAAm	01-May-12	30-Apr-12	13,041,423	13,041,423	100.00	MMA	12,041,370	13,041,423	12,041,370	13,041,423	
Total General Mobility Fund										40,145,958	48,190,659	40,145,958	48,190,659	
Grand Total All Funds										571,330,159	545,863,815	571,749,860	546,264,294	

Note: AAA is the highest long-term rating A-1+ is the highest short term rating.

**Metropolitan Transit Authority of Harris County Texas
General Mobility Escrow Activity Summary
For the Month Ended April 30, 2012**

Description	FY2012				Escrow Balance
	Escrow Funding	Disbursements from Escrow	Interest to General Fund	Interest Earned on Escrow Funds	
Apr-12 Escrow Balance Forward	91,377,047	(73,599,176)	(6,978)	8,854	40,145,958
Apr-12 25% of Net Sales Tax Received (\$42,929,179.25 X 25%)	10,732,295				50,878,252
Apr-12 1/12 of FY 2012 Carryover Commitment (\$39,000,000 /12)	3,250,000				54,128,252
Apr-12 City of Houston General Mobility Projects See Details Attached		(2,984,647)			51,143,605
Apr-12 Harris County General Mobility Projects See Details Attached		(765,924)			50,377,681
Apr-12 Katy, Humble & Missouri City* Congestion Mitigtion & Traffic Management		(1,215,226)			49,162,455
Apr-12 METRO Managed Projects Freeway Incident Management (MAP) Program Management & Support		(963,545) (8,555)			48,190,355
Apr-12 Interest Earned			(2,716)	3,020	48,190,659
Apr-12 Escrow to Fiscal Year to Date	105,359,341	(79,537,073)	(9,694)	11,874	48,190,659

* March 2012 Payment to Katy cleared on April 2, 2012

General Mobility Program

Political Jurisdictions of Projects Funded in April 2012

Project	Invoiced Amount	City Council District	County Precinct	State Representative District	State Senate District	U.S. Congressional District
<u>City of Houston Projects</u>						
13th Period: Parker Road Bridge Widening Over Hardy Toll Road	\$62,019.00	B,H	N/A	TBD	TBD	TBD
13th Period: West Greens Road (Segment A)	\$1,763,087.00	A	N/A	TBD	TBD	TBD
13th Period: S. Post oak Paving & Drainage from Beltway to FM 2234	\$284,405.00	K	N/A	TBD	TBD	TBD
13th Period: FTA Transportation Study in TMC Project	\$100,000.00	All	N/A	TBD	TBD	TBD
13th Period: Houston Heritage Corridor West Trail Project	\$220,000.00	H	N/A	TBD	TBD	TBD
13th Period: Bringhurst Pedestrian Bridge Project over UPRR	\$233,000.00	B	N/A	TBD	TBD	TBD
13th Period: Hirsch Road Grade Separation at UPRR Tracks	\$170,761.00	B,H	N/A	TBD	TBD	TBD
13th Period: Homestead Road Grade Separation at UPRR Track	\$151,375.00	B	N/A	TBD	TBD	TBD
	\$2,984,647.00					
<u>Harris County Projects</u>						
8th Period: Imperial Valley - Rankin to Remington Heights	\$24,799.18	N/A	All	141	15	18
9th Period: Taylor Lake Village Improvements	\$741,125.00	N/A	All	TBD	TBD	TBD
	\$765,924.18					

* "TBD" because this is a new project.