

METRO

INVESTMENT REPORT

ALL FUNDS

JANUARY 2012


Investment Report For the Month Ended January 31, 2012 Portfolio Summary Management Report

The following is a summary of METRO's Investment Portfolios:


<u>Fund:</u>	<u>General</u>	<u>Construction</u>	<u>General Mobility</u>
Prior Month End Book Value	203,912,961	345,742,664	15,612,851
Current Month End Book Value	216,539,440	337,036,553	26,214,240
Change	12,626,479	(8,706,111)	10,601,389
Prior Month End Market Value*	204,352,623	345,742,664	15,612,851
Current Month End Market Value*	216,998,130	337,036,553	26,214,240
Change	12,645,507	(8,706,111)	10,601,389
Interest Receivable	99,466	7,982	0
Weighted Average Days Outstanding	180	2	1
Weighted Average Years Outstanding	0.49	0.01	0.00
Yield	0.367%	0.098%	0.050%
Benchmark Yield	0.055%	0.024%	0.017%
Yield Over / <Under> Benchmark	0.312%	0.074%	0.033%
LGIP Wtd Avg. Days Outstanding (1)	46	46	46

* Change in Market Value is presented in accordance with the Public Funds Investment Act and primarily reflects receipts, expenditures, securities purchases and maturities and changes in the marketability of securities held at the end of the period.

All Funds are managed in full compliance with the Public Funds Investment Act, the Investment Policy and Strategy of the Metropolitan Transit Authority of Harris County and under the safety parameters set by the Board of Directors.




Susan A. Bailey, Sr. Vice President and Chief Financial Officer



Phil Nguyen, Director of Treasury Services



Lisa W. Oliver, Manager of Banking, Investments and Debt Services



Philip Brenner, Director of Budget Services

(1) This weighted average maturity calculation for TexStar uses the SEC Rule 2a-7 definition for stated maturity for any floating rate instrument held in the portfolio to determine the weighted average maturity for the pool. This Rule specifies that a variable rate instrument to be paid in 397 calendar days or less shall be deemed to have a maturity equal to the period remaining until the next readjustment of the interest rate.

**Monthly Changes in Position
For the Month Ended January 31, 2012**

No.	Description	Coupon	Rating	Maturity	Purchase	Par	Cost	Price	Type	Book Value		Market Value	
										12/31/2011	1/31/2012	12/31/2011	1/31/2012
General Funds													
	JPMorgan Chase Master			01-Feb-12	31-Jan-12	1,705,649	1,705,649	100.00	DDA	1,375,146	1,705,649	1,375,146	1,705,649
	JPMorgan Chase HOT Lanes			01-Feb-12	31-Jan-12	256	256	100.00	DDA	-	256	-	256
	Aim Government/Agency Fund	0.00%	AAAm	01-Feb-12	31-Jan-12	350	350	100.00	MMA	350	350	350	350
	SEI Government Fund	0.02%	AAAm	01-Feb-12	31-Jan-12	30,702,978	30,702,978	100.00	MMA	53,102,377	30,702,978	53,102,377	30,702,978
	TexStar Investment Pool	0.10%	AAAm	01-Feb-12	31-Jan-12	95,098,069	95,098,069	100.00	LGIP	90,389,907	95,098,069	90,389,907	95,098,069
	TexStar Investment Pool Stimulus	0.10%	AAAm	01-Feb-12	31-Jan-12	486	486	100.00	LGIP	486	486	486	486
4458	Tx Agriculture Finance Authority	0.20%	A-1+/P-1	12-Jan-12	02-Nov-11	9,000,000	8,996,450	99.96	MCP	8,999,450	Matured/Called	8,996,450	Matured/Called
4461	City of Houston GO - Series H	0.16%	A-1+/P-1	23-Feb-12	05-Dec-11	5,000,000	5,000,000	100.00	MCP	5,000,000	5,000,000	5,000,000	5,000,000
4462	City of Wilwaukee GO	0.15%	A-1+/F1+	14-Mar-12	15-Dec-11	10,000,000	10,000,000	100.00	MCP	10,000,000	10,000,000	10,000,000	10,000,000
EWBCD	East West Bank Certificate	0.40%	Coll = Aaa	14-Mar-12	15-Dec-11	5,000,000	5,000,000	100.00	CD	5,000,000	5,000,000	5,000,000	5,000,000
4465	Tx Agriculture Finance Authority	0.15%	A-1+/P-1	22-Mar-12	12-Jan-12	9,000,000	8,997,375	99.97	MCP	Did Not Own	8,998,125	Did Not Own	8,997,375
3566	T 3.625 05/15/13	3.63%	Aaa	15-May-13	12-Jun-03	10,000,000	10,364,063	103.64	T	10,050,216	10,047,102	10,466,406	10,442,188
4467	FFCB .22 7/26/13	0.22%	Aaa	26-Jul-13	30-Jan-12	15,000,000	14,988,750	99.93	A	Did Not Own	14,988,791	Did Not Own	14,995,425
4463	FFCB 0.47 12/19/13	0.47%	Aaa	19-Dec-13	19-Dec-11	10,000,000	9,999,000	99.99	A	9,998,018	9,999,060	10,006,700	10,026,600
4464	FHLMC 0.50 12/27/13	0.50%	Aaa	27-Dec-13	27-Dec-11	10,000,000	9,998,500	99.99	A	9,997,010	9,998,574	10,014,800	10,028,800
4466	FFCB 0.35 1/23/14	0.35%	Aaa	23-Jan-14	23-Jan-12	15,000,000	15,000,000	100.00	A	Did Not Own	15,000,000	Did Not Own	14,999,955
Total General Fund										203,912,961	216,539,440	204,352,623	216,998,130
Construction Fund													
	Commercial Paper Proceeds (Chase)			1-Feb-12	31-Jan-12	1,817	1,817	100.00	DDA	1,817	1,817	1,817	1,817
	Commercial Paper Proceeds (SEI)	0.00%	AAAm	1-Feb-12	31-Jan-12	29	29	100.00	MMA	29	29	29	29
	Commercial Paper Proceeds(TexStar)	0.10%	AAAm	1-Feb-12	31-Jan-12	709	709	100.00	LGIP	709	709	709	709
	Series 2008A Proceeds (Wells Fargo)			1-Feb-12	31-Jan-12	-	-	100.00	DDA	60	-	60	-
	Series 2008B Proceeds (Wells Fargo)			1-Feb-12	31-Jan-12	-	-	100.00	DDA	12	-	12	-
	Series 2008B DSR (Wells Fargo)			1-Feb-12	31-Jan-12	-	-	100.00	DDA	1,095	-	1,095	-
	Series 2008B I&S (Wells Fargo)			1-Feb-12	31-Jan-12	3,781	3,781	100.00	DDA	2,182	3,781	2,182	3,781
	Series 2008B DSR (TexStar)	0.10%	AAAm	1-Feb-12	31-Jan-12	4,706,095	4,706,095	100.00	LGIP	2,352,500	4,706,095	2,352,500	4,706,095
	Series 2008B DSR (SEI)	0.02%	AAAm	1-Feb-12	31-Jan-12	-	-	100.00	MMA	2,353,774	-	2,353,774	-
	Series 2011A Proceeds (TexStar)	0.10%	AAAm	1-Feb-12	31-Jan-12	242,418,991	242,418,991	100.00	LGIP	242,426,463	242,418,991	242,426,463	242,418,991
	Series 2011A Proceeds (COH Series G)	0.16%	A-1+/F1+	8-Mar-12	05-Dec-11	8,000,000	8,000,000	100.00	MCP	8,000,000	8,000,000	8,000,000	8,000,000
	Series 2011A Proceeds (DARTII)	0.19%	A-1+/P1/F1+	2-Feb-12	06-Dec-11	20,000,000	20,000,000	100.00	MCP	20,000,000	20,000,000	20,000,000	20,000,000
	Series 2011B Proceeds (TexStar)	0.10%	AAAm	1-Feb-12	31-Jan-12	(0)	(0)	100.00	LGIP	11,231,932	(0)	11,231,932	(0)
	Sales & Use Tax Bonds DSR (TexStar)	0.10%	AAAm	1-Feb-12	31-Jan-12	6,661,821	6,661,821	100.00	LGIP	6,081,344	6,661,821	6,081,344	6,661,821
	Contractual Obligations DSR (TexStar)	0.10%	AAAm	1-Feb-12	31-Jan-12	4,087,319	4,087,319	100.00	LGIP	3,859,623	4,087,319	3,859,623	4,087,319
	Interest & Sinking Fund (2009 & 2010) (TexStar)	0.10%	AAAm	1-Feb-12	31-Jan-12	6,091,914	6,091,914	100.00	LGIP	4,473,378	6,091,914	4,473,378	6,091,914
	Interest & Sinking Fund 2011A (TexStar)	0.10%	AAAm	1-Feb-12	31-Jan-12	42,502,867	42,502,867	100.00	LGIP	42,491,478	42,502,867	42,491,478	42,502,867
	Interest & Sinking Fund 2011B (TexStar)	0.10%	AAAm	1-Feb-12	31-Jan-12	2,561,210	2,561,210	100.00	LGIP	2,456,712	2,561,210	2,456,712	2,561,210
	Cost of Issuance Fund 2011A (TexStar)	0.10%	AAAm	1-Feb-12	31-Jan-12	0	0	100.00	LGIP	8,632	0	8,632	0
	Cost of Issuance Fund 2011B (TexStar)	0.10%	AAAm	1-Feb-12	31-Jan-12	(0)	(0)	100.00	LGIP	925	(0)	925	(0)
Total Construction Fund										345,742,664	337,036,553	345,742,664	337,036,553
General Mobility Fund													
	TexStar Investment Pool GMP	0.10%	AAAm	01-Feb-12	31-Jan-12	18,572,960	18,572,960	100.00	LGIP	11,322,599	18,572,960	11,322,599	18,572,960
	Williams Capital Govt. Fund GMP	0.01%	AAAm	01-Feb-12	31-Jan-12	7,641,280	7,641,280	100.00	MMA	4,290,253	7,641,280	4,290,253	7,641,280
Total General Mobility Fund										15,612,851	26,214,240	15,612,851	26,214,240
Grand Total All Funds										565,268,476	579,790,233	565,708,138	580,248,923

Note: AAA is the highest long-term rating A-1+ is the highest short term rating.

**Metropolitan Transit Authority of Harris County Texas
General Mobility Escrow Activity Summary
For the Month Ended January 31, 2012**

Description		FY2012				Escrow Balance
		Escrow Funding	Disbursements from Escrow	Interest to General Fund	Interest Earned on Escrow Funds	
Jan-12	Escrow Balance Forward	44,508,466	(51,261,957)	(2,637)	2,767	15,612,851
Jan-12	25% of Net Sales Tax Received (\$43,450,788.09 X 25%)	10,862,697				26,475,548
Jan-12	1/12 of FY 2011 Carryover Commitment (\$39,000,000 /12)	3,250,000				29,725,548
Jan-12	City of Houston General Mobility Projects See Details Attached		(3,495,561)			26,229,987
Jan-12	Harris County General Mobility Projects See Details Attached		(16,196)			26,213,791
Jan-12	January Katy, Humble & Missouri City* Congestion Mitigation & Traffic Management		-			26,213,791
Jan-12	Interest Earned			(971)	1,420	26,214,240
Jan-12	Escrow to Fiscal Year to Date	58,621,163	(54,773,713)	(3,608)	4,187	26,214,240

* Checks to Katy, Humble and Missouri City were outstanding as of January 31, 2012

General Mobility Program

Political Jurisdictions of Projects Funded in January 2011

Project	Invoiced Amount	City Council District	County Precinct	State Representative District	State Senate District	U.S. Congressional District
<u>City of Houston Projects</u>						
13th Period Citywide Traffic Signal Rebuild	\$2,802,277.00	All	N/A	N/A	N/A	N/A
Orem: Telephone to Alameda	\$341,553.57	All	N/A	131, 146, 147	6, 13	9, 22
Long Point: Hempstead to Gessner (N-000674)	\$351,730.26	All	N/A	136, 138, 148	15	7, 18
	\$3,495,560.83					
<u>Harris County Projects</u>						
Telge Road @ Spring Cypress Road	\$16,196.00	N/A	All	130	7	10
	\$16,196.00					