

METRO

INVESTMENT REPORT

ALL FUNDS

MARCH 2011


**Metropolitan Transit Authority of Harris County
Investment Report
For the Month Ended March 31, 2011
Portfolio Summary Management Report**

The following is a summary of METRO's Investment Portfolios:


<u>Fund:</u>	<u>General</u>	<u>Construction</u>	<u>General Mobility</u>
Prior Month End Book Value	105,805,204	36,834,398	34,685,602
Current Month End Book Value	83,093,399	47,125,544	18,321,568
Change	(22,711,805)	10,291,146	(16,364,034)
Prior Month End Market Value*	106,360,195	36,834,398	34,685,602
Current Month End Market Value*	83,593,690	47,125,544	18,321,568
Change	(22,766,504)	10,291,146	(16,364,034)
Interest Receivable	149,408	88.91	0.00
Weighted Average Days Outstanding	98.77	1.00	1.00
Weighted Average Years Outstanding	0.27	0.00	0.00
Yield	0.627%	0.137%	0.104%
Benchmark Yield	0.085%	0.085%	0.053%
Yield Over / <Under> Benchmark	0.542%	0.052%	0.051%
LGIP Wtd Avg. Days Outstanding (1)	52	52	52

* Change in Market Value is presented in accordance with the Public Funds Investment Act and primarily reflects receipts, expenditures, securities purchases and maturities and changes in the marketability of securities held at the end of the period.

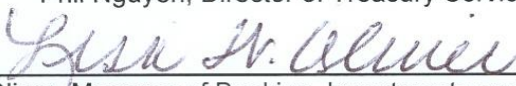
All Funds are managed in full compliance with the Public Funds Investment Act, the Investment Policy and Strategy of the Metropolitan Transit Authority of Harris County and under the safety parameters set by the Board of Directors.




Susan A. Bailey, Sr. Vice President and Chief Financial Officer




Phil Nguyen, Director of Treasury Services



Lisa W. Oliver, Manager of Banking, Investments and Debt Services



Michael Curran, Pension, Trust and Tax Revenue Administrator



Tony D'Amico, Manager of Operations Management Analysis

(1) This weighted average maturity calculation for TexStar uses the SEC Rule 2a-7 definition for stated maturity for any floating rate instrument held in the portfolio to determine the weighted average maturity for the pool. This Rule specifies that a variable rate instrument to be paid in 397 calendar days or less shall be deemed to have a maturity equal to the period remaining until the next readjustment of the interest rate.

Metropolitan Transit Authority of Harris County
Monthly Changes in Position
For the Month Ended March 31, 2011

No.	Description	Coupon	Maturity	Purchase	Par	Cost	Price	Type	Book Value		Market Value	
									2/28/2011	3/31/2011	2/28/2011	3/31/2011
General Fund												
	Chase Bank of Texas - DDA		1-Apr-11	31-Mar-11	1,149,242	1,149,242	100.00	DDA	1,021,700	1,149,242	1,021,700	1,149,242
	Aim Treasury Fund	0.02%	1-Apr-11	31-Mar-11	12,539,612	12,539,612	100.00	MMA	36,039,033	12,539,612	36,039,033	12,539,612
	SEI Government Fund	0.00%	1-Apr-11	31-Mar-11	813	813	100.00	MMA	813	813	813	813
	TexStar Investment Pool	0.14%	01-Apr-11	31-Mar-11	20,029,306	20,029,306	100.00	LGIP	29,325,978	20,029,306	29,325,978	20,029,306
	TexStar Investment Pool Stimulus	0.14%	01-Apr-11	31-Mar-11	19,185,861	19,185,861	100.00	LGIP	19,183,567	19,185,861	19,183,567	19,185,861
	JPMorgan Government Fund	0.00%	1-Apr-11	31-Mar-11	110,731	110,731	100.00	MMA	153,166	110,731	153,166	110,731
4439	City of Houston CUS	0.29%	7-Apr-11	16-Feb-11	10,000,000	10,000,000	100.00	MCP	10,000,000	10,000,000	10,000,000	10,000,000
4440	City of Houston GO	0.31%	7-Apr-11	02-Mar-11	10,000,000	10,000,000	100.00	MCP	Did Not Own	10,000,000	Did Not Own	10,000,000
3566	T 3.625 05/15/13	3.63%	15-May-13	12-Jun-03	10,000,000	10,364,063	103.64	T	10,080,947	10,077,834	10,635,938	10,578,125
Total General Fund									105,805,204	83,093,399	106,360,195	83,593,690
Construction Fund												
	Commercial Paper Proceeds		1-Apr-11	31-Mar-11	1,817	1,817	100.000	DDA	1,817	1,817	1,817	1,817
	Series 2008A Proceeds (Wells Fargo)	0.00%	1-Apr-11	31-Mar-11	60	60	100.00	DDA	60	60	60	60
	Series 2008B Proceeds (Wells Fargo)	0.00%	1-Apr-11	31-Mar-11	12	12	100.00	DDA	12	12	12	12
	Series 2008B DSR (Wells Fargo)	0.00%	1-Apr-11	31-Mar-11	2,479	2,479	100.00	DDA	2,479	2,479	2,479	2,479
	Series 2008B I&S (Wells Fargo)	0.00%	1-Apr-11	31-Mar-11	24,304	24,304	100.00	DDA	24,022	24,304	24,022	24,304
	Commercial Paper Proceeds(TexStar)	0.15%	1-Apr-11	31-Mar-11	12,313,274	12,313,274	100.00	LGIP	867	12,313,274	867	12,313,274
	Series 2008B DSR TexStar	0.15%	1-Apr-11	31-Mar-11	2,352,500	2,352,500	100.00	LGIP	2,352,500	2,352,500	2,352,500	2,352,500
	Series 2009B Proceeds	0.15%	1-Apr-11	31-Mar-11	14,002,518	14,002,518	100.00	LGIP	14,000,844	14,002,518	14,000,844	14,002,518
	Series 2009C Proceeds	0.15%	1-Apr-11	31-Mar-11	0	0	100.00	LGIP	4,236,360	0	4,236,360	0
	Series 2010A Proceeds	0.15%	1-Apr-11	31-Mar-11	(0)	(0)	100.00	LGIP	127,320	(0)	127,320	(0)
	Series 2009 A&C Debt Serv Res	0.15%	1-Apr-11	31-Mar-11	3,410,045	3,410,045	100.00	LGIP	3,254,903	3,410,045	3,254,903	3,410,045
	Series 2009 B Debt Serv Res	0.15%	1-Apr-11	31-Mar-11	2,248,053	2,248,053	100.00	LGIP	2,093,211	2,248,053	2,093,211	2,248,053
	Series 2009 Interest & Sinking Fund	0.15%	1-Apr-11	31-Mar-11	10,417,563	10,417,563	100.00	LGIP	8,387,173	10,417,563	8,387,173	10,417,563
	Commercial Paper Proceeds (SEI)	0.00%	1-Apr-11	31-Mar-11	29	29	100.00	MMA	29	29	29	29
	Series 2008B DSR SEI	0.05%	1-Apr-11	31-Mar-11	2,352,890	2,352,890	100.00	MMA	2,352,801	2,352,890	2,352,801	2,352,890
Total Construction Fund									36,834,398	47,125,544	36,834,398	47,125,544
General Mobility Fund												
	TexStar Investment Pool GMP	0.14%	40634	40633	9,161,363	9,161,363	100.000	MMA	17,343,546	9,161,363	17,343,546	9,161,363
	Williams Capital Govt. Fund GMP	0.02%	40634	40633	9,160,205	9,160,205	100.000	MMA	17,342,055	9,160,205	17,342,055	9,160,205
Total General Mobility Fund									34,685,602	18,321,568	34,685,602	18,321,568
Grand Total All Funds									177,325,203	148,540,511	177,880,194	149,040,802

**Metropolitan Transit Authority of Harris County Texas
General Mobility Escrow Activity Summary
For the Month Ended March 31, 2011**

Description		Escrow Funding	Disbursements from Escrow	Interest to General Fund	Interest Earned on Escrow Funds	Escrow Balance
Mar-11	Balance Forward	96,051,323	(61,367,860)	(6,350)	8,489	34,685,602
Mar-11	25% of Sales Tax Received 3/11/11 (\$38,757,580.15 X 25%)	9,689,395				44,374,997
Mar-11	1/12 of FY 2011 Carryover Commitment (\$61,539,250 /12)	5,128,271				49,503,268
Mar-11	February Katy and March 2011 Katy, Humble and Missouri City * Congestion Mitigation & Traffic Management		(1,359,398)			48,143,870
Mar-11	City of Houston General Mobility Projects Bridge / Barricade Maintenance Program		(986,207)			
	Bridge Replacement /Special Projects		(578,204)			
	Concrete Street Repair Program		(3,240,734)			
	Freeway Lighting		(174,460)			
	Future Designated Projects		(8,024,151)			
	Pavement Marking Maintenance		(319,800)			
	RCTSS Wireless Service		(208,530)			
	Safe Clear Program		(819,146)			
	Signal Maintenance Program		(682,825)			
	Special City Projects		(2,802,111)			
	Street Reonstruction Program		(2,455,190)			
	Traffic Signal Maintenance		(2,939,950)			24,912,563
Mar-11	Harris County General Mobility Projects					24,912,563
	Morton Ranch Road: Williamette Way to Mason Road		(2,900,000)			
	Cypresswood:Carolina Oaks to Carolina Hills		(1,400,000)			
	Cypresswood:Carolina Oaks to Louetta		(900,000)			
	Mason Creek Hike & Bike Trail		(750,000)			
	Perry Road: FM 1960 to SH249		(407,829)			
	Motorist Assistance Program Quarterly		(66,250)			
	** Transfer In Error - To be Reimbursed from General Funds in April		(166,255)			18,322,229
Mar-11	Interest Earned			(2,139)	1,477	18,321,567
Mar-11	Escrow to Date	110,868,988	(92,548,898)	(8,489)	9,965	18,321,567

* February 2011 payment to Katy cleared March 1, 2011.

** Harris County combined billing invoices for GMP and Capital Projects. The escrow has been reimbursed for portions of invoices subsequently identified as Capital Projects in April.

General Mobility Program

Political Jurisdictions of Projects Funded in March 2011

Project	Invoiced Amount	City Council District	County Precinct	State Representative District	State Senate District	U.S. Congressional District
<u>City of Houston Projects</u>						
11th Street: Heights to Studewood	\$15,600.00	H	N/A	148	6 / 15	18
Bridge Barricade Replacement Program	\$986,206.72	All	N/A	All	All	All
Bridge Replacement Program	\$578,203.77	All	N/A	All	All	All
Brittmore: IH-10 to Hammerly	\$672,618.73	A	N/A	138	7	7
Buffalo Speedway: Holmes to Airport	\$111,419.00	D	N/A	131	13	9
Buffalo Speedway: West Bellfort to Willowbend	\$673,671.48	C	N/A	146	13	9
Citywide Overlay Projects	\$284,642.48	All	N/A	All	All	All
CMAQ Communications	\$754,717.00	All	N/A	All	All	All
Concrete Street Repair Program	\$3,240,733.55	All	N/A	All	All	All
Freeway Lighting Program	\$174,460.00	All	N/A	All	All	All
Hillcroft: US59 to Bellaire	\$694,046.45	C / F	N/A	137	17	9
Lockwood: Bennington to Tidwell	\$1,263,017.10	B	N/A	141	13	18
Long Point: Hempstead to Gessner	\$231,460.68	A	N/A	136 / 138 / 148	15	7 / 18
Market: McCarty to Wayside	\$16,126.14	I	N/A	143	6	29
Mercury: US90 to Wallisville	\$1,142,762.97	B	N/A	142	6 / 15	29
Orem: Telephone to Almeda	\$43,552.93	D / E / I	N/A	131 / 146 / 147	6 / 12	9 / 22
Parker Road: Airline to Hardy Toll Road	\$921,676.62	H	N/A	140	6	29
Pavement Marking Program	\$319,800.00	All	N/A	All	All	All
Sale Clear Program	\$819,145.50	All	N/A	All	All	All
Street Reconstruction Program	\$2,455,189.88	All	N/A	All	All	All
Traffic Signal Maintenance Program	\$3,622,775.00	All	N/A	All	All	All
Traffic Signal Management / ITS	\$389,672.29	All	N/A	All	All	All
West Bellfort: Wilcrest to Kirkwood	\$10,140.53	F	N/A	24	17	22
Wilcrest: US59 to Beechnut	\$799,026.46	F	N/A	133	13	9
Subtotal - City of Houston Projects	\$20,220,665.28					
<u>Harris County Projects</u>						
Cypresswood: Carolina Oaks to Carolina Hills	\$1,400,000.00	N/A	3	130	7	10
Cypresswood: Carolina Oaks to Louetta	\$900,000.00	N/A	3	130	7	10
Mason Creek Hike & Bike Trail	\$750,000.00	N/A	3	32 / 149	17	10
Morton Ranch Road: Williamette Way to Mason Road	\$2,900,000.00	N/A	3	132	7	10
Perry Road: FM1960 to SH249	\$407,829.00	N/A	4	126	7	7
Subtotal - Harris County Projects	\$6,357,829.00					

General Mobility Program

Political Jurisdictions of Projects Funded in March 2011

Project	Invoiced Amount	City Council District	County Precinct	State Representative District	State Senate District	U.S. Congressional District
<u>Area-Wide Projects</u>						
Motorist Assistance Program (MAP)	\$66,250.00	ALL	ALL	ALL	ALL	ALL
Subtotal - Area-Wide Projects	\$66,250.00					
<u>Grand Total</u>	<u>\$26,644,744.28</u>					