

METRO

INVESTMENT REPORT

ALL FUNDS

JULY 2011


**Metropolitan Transit Authority of Harris County
Investment Report
For the Month Ended July 31, 2011
Portfolio Summary Management Report**

The following is a summary of METRO's Investment Portfolios:

<u>Fund:</u>	<u>General</u>	<u>Construction</u>	<u>General Mobility</u>
Prior Month End Book Value	87,970,071	32,363,864	25,769,459
Current Month End Book Value	73,561,308	28,759,276	16,605,217
Change	(14,408,763)	(3,604,588)	(9,164,243)
Prior Month End Market Value*	88,495,127	32,363,864	25,769,459
Current Month End Market Value*	74,083,326	28,759,276	16,605,217
Change	(14,411,801)	(3,604,588)	(9,164,243)
Interest Receivable	84,990	95.90	0.00
Weighted Average Days Outstanding	96.76	1.00	1.00
Weighted Average Years Outstanding	0.27	0.00	0.00
Yield	0.577%	0.071%	0.047%
Benchmark Yield	0.024%	0.023%	0.041%
Yield Over / <Under> Benchmark	0.553%	0.048%	0.006%
LGIP Wtd Avg. Days Outstanding (1)	52	52	52

* Change in Market Value is presented in accordance with the Public Funds Investment Act and primarily reflects receipts, expenditures, securities purchases and maturities and changes in the marketability of securities held at the end of the period.


All Funds are managed in full compliance with the Public Funds Investment Act, the Investment Policy and Strategy of the Metropolitan Transit Authority of Harris County and under the safety parameters set by the Board of Directors.




Susan A. Bailey, Sr. Vice President and Chief Financial Officer




Phil Nguyen, Director of Treasury Services



Lisa W. Oliver, Manager of Banking, Investments and Debt Services



Michael Curran, Pension, Trust and Tax Revenue Administrator



Tony D'Amico, Manager of Operations Management Analysis

(1) This weighted average maturity calculation for TexStar uses the SEC Rule 2a-7 definition for stated maturity for any floating rate instrument held in the portfolio to determine the weighted average maturity for the pool. This Rule specifies that a variable rate instrument to be paid in 397 calendar days or less shall be deemed to have a maturity equal to the period remaining until the next readjustment of the interest rate.

**Metropolitan Transit Authority of Harris County
Monthly Changes in Position
For the Month Ended July 31, 2011**

No.	Description	Coupon	Maturity	Purchase	Par	Cost	Price	Type	Book Value		Market Value	
									6/30/2011	7/31/2011	6/30/2011	7/31/2011
General Fund												
	Chase Bank of Texas - DDA		1-Aug-11	31-Jul-11	1,231,399	1,231,399	100.00	DDA	1,139,745	1,231,399	1,139,745	1,231,399
	Aim Treasury Fund	0.02%	1-Aug-11	31-Jul-11	1,240,284	1,240,284	100.00	MMA	1,240,240	1,240,284	1,240,240	1,240,284
	SEI Government Fund	0.05%	1-Aug-11	31-Jul-11	8,400,996	8,400,996	100.00	MMA	15,300,813	8,400,996	15,300,813	8,400,996
	TexStar Investment Pool	0.09%	01-Aug-11	31-Jul-11	26,436,158	26,436,158	100.00	LGIP	34,034,271	26,436,158	34,034,271	26,436,158
	TexStar Investment Pool Stimulus	0.09%	01-Aug-11	31-Jul-11	9,189,609	9,189,609	100.00	LGIP	9,189,027	9,189,609	9,189,027	9,189,609
4448	City of Houston GO	0.60%	07-Jul-11	30-Jun-11	8,000,000	8,000,000	100.00	MCP	8,000,000	Matured	8,000,000	Matured
4449	City of Houston GO	0.60%	14-Jul-11	07-Jul-11	8,000,000	8,000,000	100.00	MCP	Did Not Own	Matured	Did Not Own	Matured
4450	City of Houston GO	0.60%	21-Jul-11	14-Jul-11	8,000,000	8,000,000	100.00	MCP	Did Not Own	Matured	Did Not Own	Matured
4451	City of Houston GO	0.65%	11-Aug-11	21-Jul-11	8,000,000	8,000,000	100.00	MCP	Did Not Own	8,000,000	Did Not Own	8,000,000
4446b	Tx Agriculture Finance Authority	0.17%	26-Aug-11	23-Jun-11	9,000,000	8,997,280	99.97	MCP	8,997,280	8,997,280	8,997,280	8,997,280
3566	T 3.625 05/15/13	3.63%	15-May-13	12-Jun-03	10,000,000	10,364,063	103.64	T	10,068,694	10,065,581	10,593,750	10,587,600
Total General Fund									87,970,071	73,561,308	88,495,127	74,083,326
Construction Fund												
	Commercial Paper Proceeds		1-Aug-11	31-Jul-11	1,817	1,817	100.000	DDA	1,817	1,817	1,817	1,817
	Commercial Paper Proceeds (SEI)	0.00%	1-Aug-11	31-Jul-11	29	29	100.00	MMA	29	29	29	29
	Commercial Paper Proceeds(TexStar)	0.09%	1-Aug-11	31-Jul-11	612,498	612,498	100.00	LGIP	6,514,839	612,498	6,514,839	612,498
	Series 2008A Proceeds (Wells Fargo)	0.00%	1-Aug-11	31-Jul-11	60	60	100.00	DDA	60	60	60	60
	Series 2008B Proceeds (Wells Fargo)	0.00%	1-Aug-11	31-Jul-11	12	12	100.00	DDA	12	12	12	12
	Series 2008B DSR (Wells Fargo)	0.00%	1-Aug-11	31-Jul-11	1,857	1,857	100.00	DDA	1,857	1,857	1,857	1,857
	Series 2008B I&S (Wells Fargo)	0.00%	1-Aug-11	31-Jul-11	835	835	100.00	DDA	686	835	686	835
	Series 2008B DSR TexStar	0.09%	1-Aug-11	31-Jul-11	2,352,500	2,352,500	100.00	LGIP	2,352,500	2,352,500	2,352,500	2,352,500
	Series 2008B DSR SEI	0.05%	1-Aug-11	31-Jul-11	2,353,282	2,353,282	100.00	MMA	2,353,186	2,353,282	2,353,186	2,353,282
	Series 2009B Proceeds	0.09%	1-Aug-11	31-Jul-11	5,554,544	5,554,544	100.00	LGIP	5,554,193	5,554,544	5,554,193	5,554,544
	Series 2009 A&C Debt Serv Res	0.09%	1-Aug-11	31-Jul-11	4,030,126	4,030,126	100.00	LGIP	3,875,134	4,030,126	3,875,134	4,030,126
	Series 2009B/D and 2010A DSR	0.09%	1-Aug-11	31-Jul-11	2,867,143	2,867,143	100.00	LGIP	2,712,385	2,867,143	2,712,385	2,867,143
	Interest & Sinking Fund	0.09%	1-Aug-11	31-Jul-11	10,984,574	10,984,574	100.00	LGIP	8,997,168	10,984,574	8,997,168	10,984,574
Total Construction Fund									32,363,864	28,759,276	32,363,864	28,759,276
General Mobility Fund												
	TexStar Investment Pool GMP	0.09%	1-Aug-11	31-Jul-11	8,303,794	8,303,794	100.00	LGIP	12,885,105	8,303,794	12,885,105	8,303,794
	Williams Capital Govt. Fund GMP	0.01%	1-Aug-11	31-Jul-11	8,301,423	8,301,423	100.00	MMA	12,884,355	8,301,423	12,884,355	8,301,423
Total General Mobility Fund									25,769,459	16,605,217	25,769,459	16,605,217
Grand Total All Funds									146,103,395	118,925,801	146,628,450	119,447,819

**Metropolitan Transit Authority of Harris County Texas
General Mobility Escrow Activity Summary
For the Month Ended July 31, 2011**

Description		Escrow Funding	Disbursements from Escrow	Interest to General Fund	Interest Earned on Escrow Funds	Escrow Balance
Jul-11	Balance Forward	158,289,770	(132,521,155)	(12,650)	13,495	25,769,460
Jul-11	25% of Net Sales Tax Received (\$42,150,631.68 X 25%)	10,537,658				36,307,118
Jul-11	1/12 of FY 2011 Carryover Commitment (\$61,539,250 /12)	5,128,271				41,435,389
Jul-11	July 2011 Katy, Humble and Missouri City Congestion Mitigation & Traffic Management		(966,644)			40,468,745
Jul-11	City of Houston General Mobility Citywide Overlay Project - Construction Intersection Redesign Program Ley Road: Mesa to HB&TRR Traffic Signal Management / ITS W. Little York: T.C. Jester to Alabonson		(5,839,291.00) (802,357.00) (6,719,582.00) (1,535,767.00) (5,926,415.00)			19,645,333
Jul-11	Harris County General Mobility Cypress Rose Hill: Grant to Lake Cypress Hill		(2,000,000)			17,645,333
Jul-11	Reimburse General Fund for Excess Deposit to Escrow representing 25% 50% rebate to Baybrook Municipal Utility District #1		(231,364)			17,413,969
Jun-11	METRO Managed Projects Katy / Ft. Bend Road Freeway Incident Management (MAP) Program Management & Support		(533,749) (263,468) (11,699)			16,605,053
Jun-11	Interest Earned			(844)	1,008	16,605,217
Jun-11	Escrow to Date	173,955,699	(157,351,491)	(13,494)	14,503	16,605,217

General Mobility Program

Political Jurisdictions of Projects Funded in July 2011

Project	Invoiced Amount	City Council District	County Precinct	State Representative District	State Senate District	U.S. Congressional District
<u>City of Houston Projects / Programs</u>						
Citywide Overlay Project - Construction	\$5,839,291.00	ALL	N/A	ALL	ALL	ALL
Intersection Redesign Program	\$802,357.00	ALL	N/A	ALL	ALL	ALL
Ley Road: Mesa to HB&TRR	\$6,719,582.00	B	N/A	141, 142	13	18
Traffic Signal Management / ITS	\$1,535,767.00	ALL	N/A	ALL	ALL	ALL
W. Little York: T.C. Jester to Alabonson	\$5,926,415.00	A, B	N/A	139	15	18
Total - City of Houston Projects / Programs	\$20,823,412.00					
<u>Harris County Projects / Programs</u>						
Cypress Rose Hill: Grant to Lake Cypress Hill	\$2,000,000.00	N/A	3	130	7	10
Total - Harris County Projects / Programs	\$2,000,000.00					
<u>Grand Total</u>	\$22,823,412.00					